

2024 Rural Nevada Point-In-Time Results



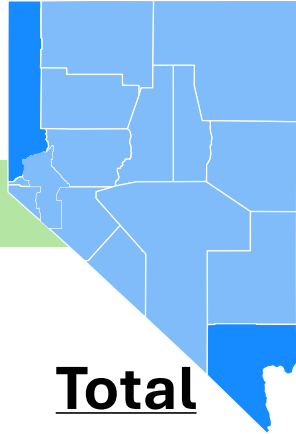
Rural Nevada CONTINUUM OF CARE

Date Edited: August 19th, 2024

Prepared by: Winged Wolf Innovations, LLC
Contact: RNCoC@wingedwolf.org

2024 Rural Nevada Point-In-Time Table of Contents

<u>Balance of State</u>	<u>3</u>
<u>County Snapshot</u>	<u>7</u>
<u>Carson City</u>	<u>8</u>
<u>Churchill County</u>	<u>10</u>
<u>Douglas County</u>	<u>12</u>
<u>Elko County</u>	<u>14</u>
<u>Esmeralda County</u>	<u>16</u>
<u>Eureka County</u>	<u>18</u>
<u>Humboldt County</u>	<u>20</u>
<u>Lander County</u>	<u>22</u>
<u>Lincoln County</u>	<u>24</u>
<u>Lyon County</u>	<u>26</u>
<u>Mineral County</u>	<u>28</u>
<u>Nye County</u>	<u>30</u>
<u>Pershing County</u>	<u>32</u>
<u>White Pine County</u>	<u>34</u>
<u>Storey County</u>	<u>36</u>

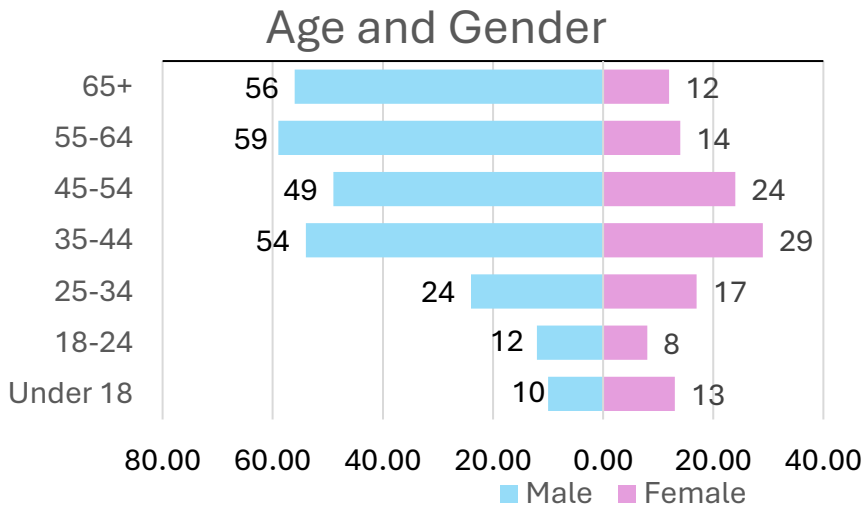
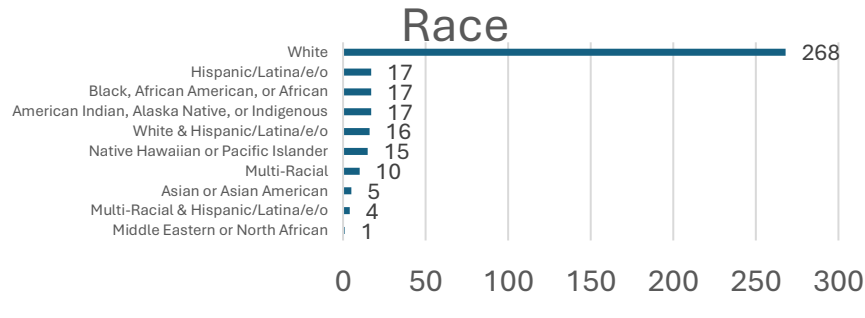
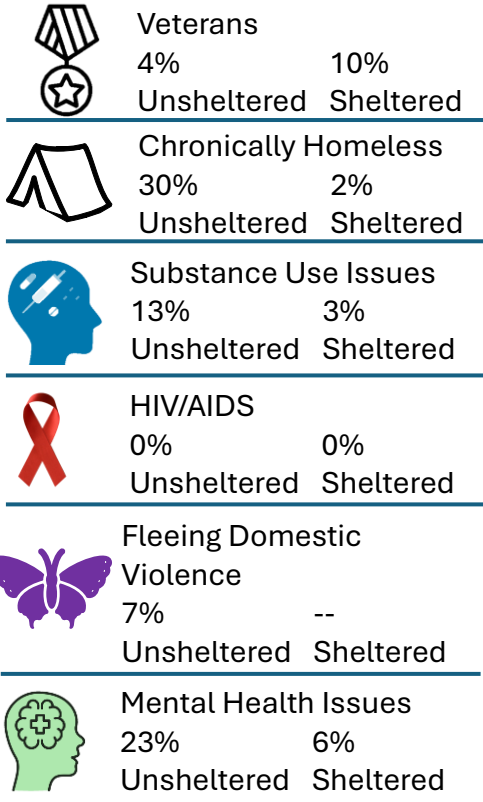
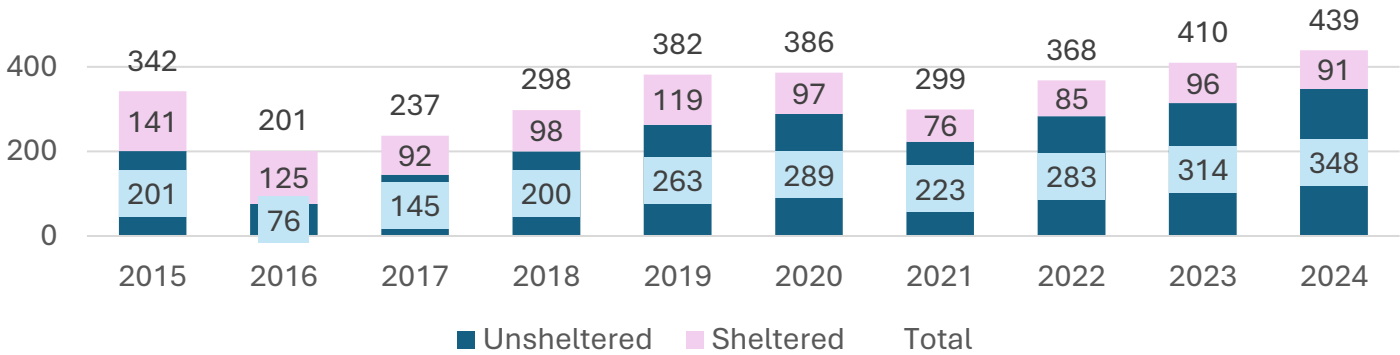


Rural Nevada 2024 Point In Time Count Unsheltered & Sheltered

Balance of State Summary



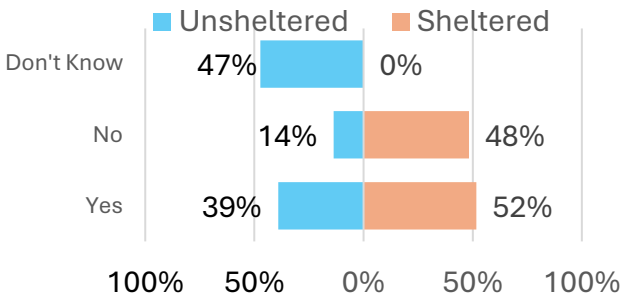
10-Year Unsheltered and Sheltered



Household Makeup

91% Unsheltered	55% Sheltered	Adults Without Kids (AWOK)
5% Unsheltered	38% Sheltered	Families
4% Unsheltered	7% Sheltered	Transition Aged Youth (TAY) (18-24)
0% Unsheltered	0% Sheltered	Unaccompanied Minors (Under 18)

Consistent Income



Disabilities

*Numbers come from the Unsheltered PIT Survey ONLY



Physical Disability
22% Unsheltered, 14% Sheltered



Development/Intellectual Disability
16% Unsheltered, 4% Sheltered



Chronic Health Conditions
22% Unsheltered, 18% Sheltered

Top 4 Unsheltered Sleeping Locations during PIT

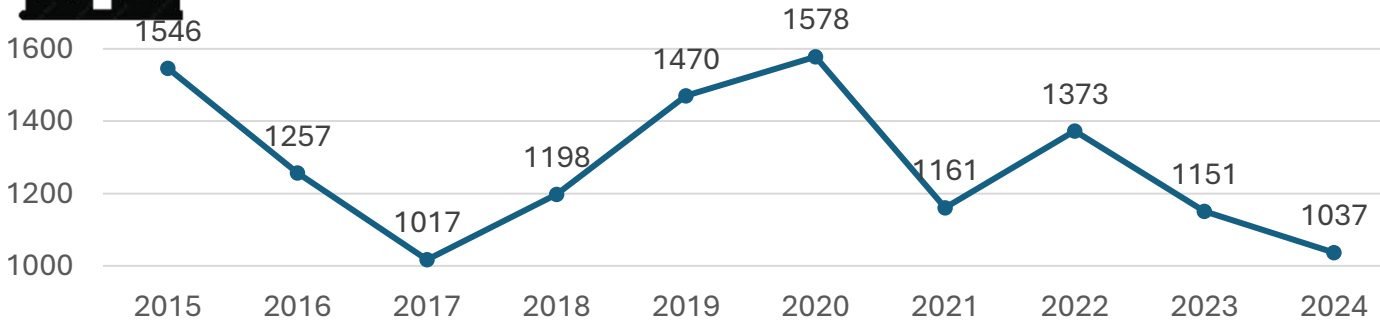
*Numbers come from the Unsheltered PIT Survey ONLY,

25% Vehicle / Boat / RV	11% Outdoor encampment
10% Under bridge/overpass	6% Park

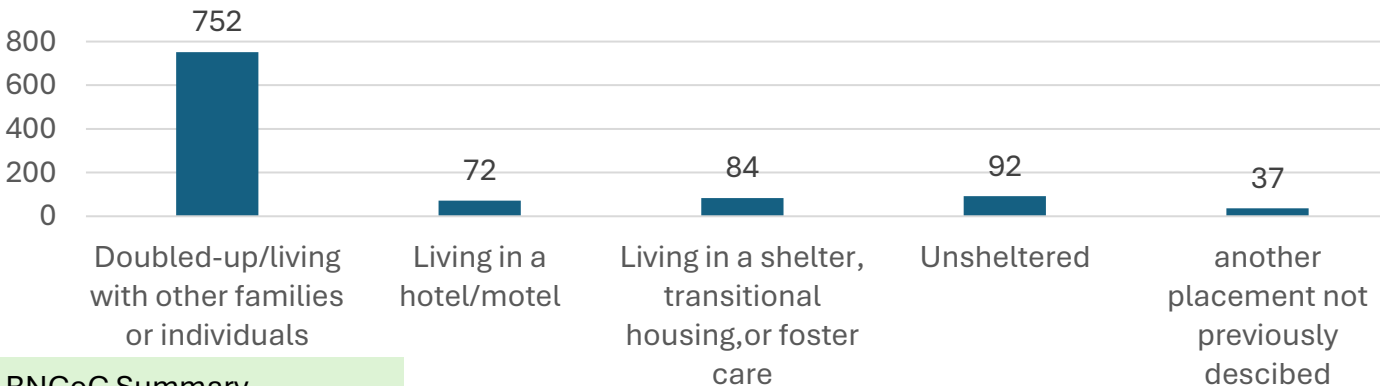


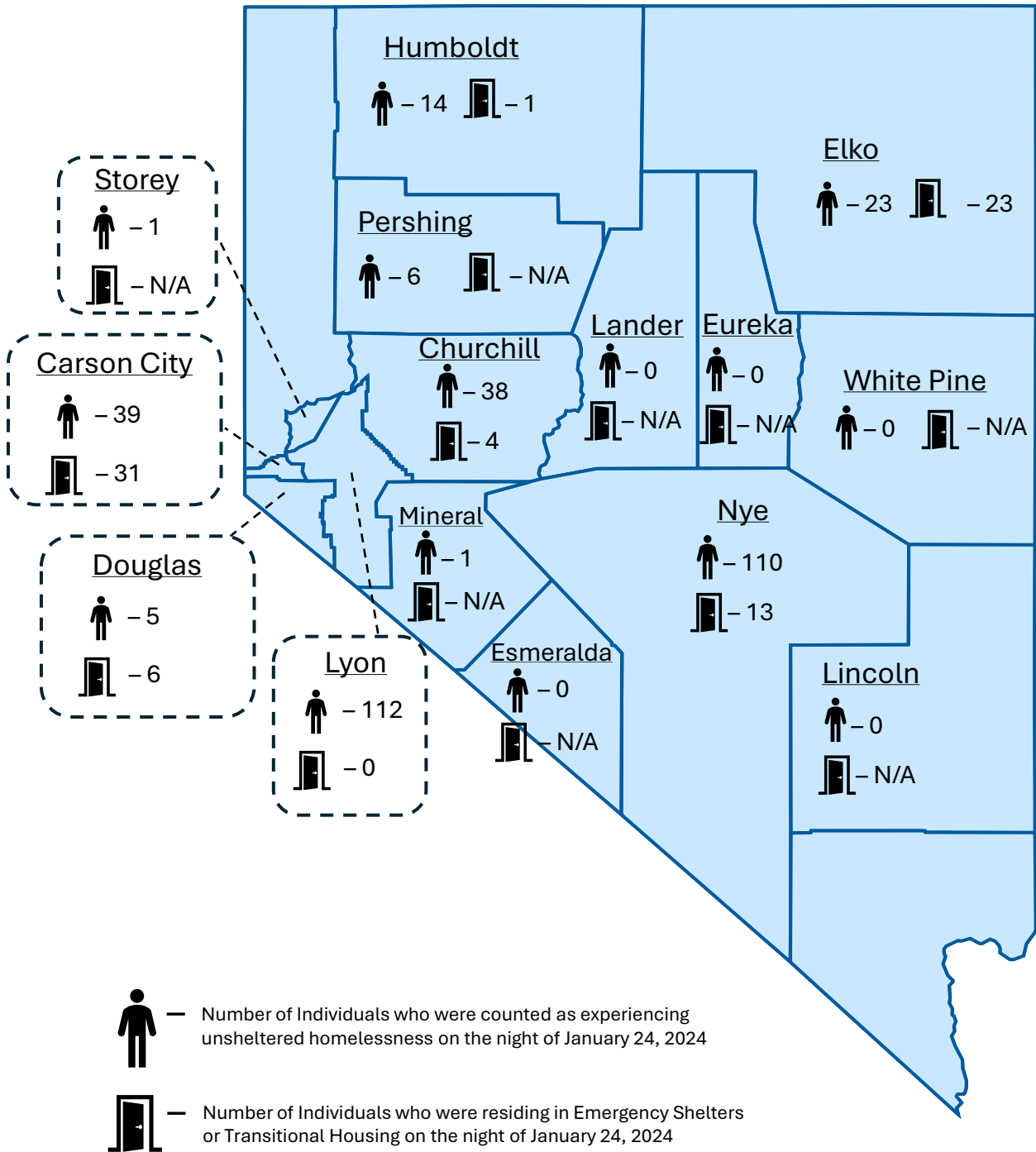
School Aged Youth Homelessness

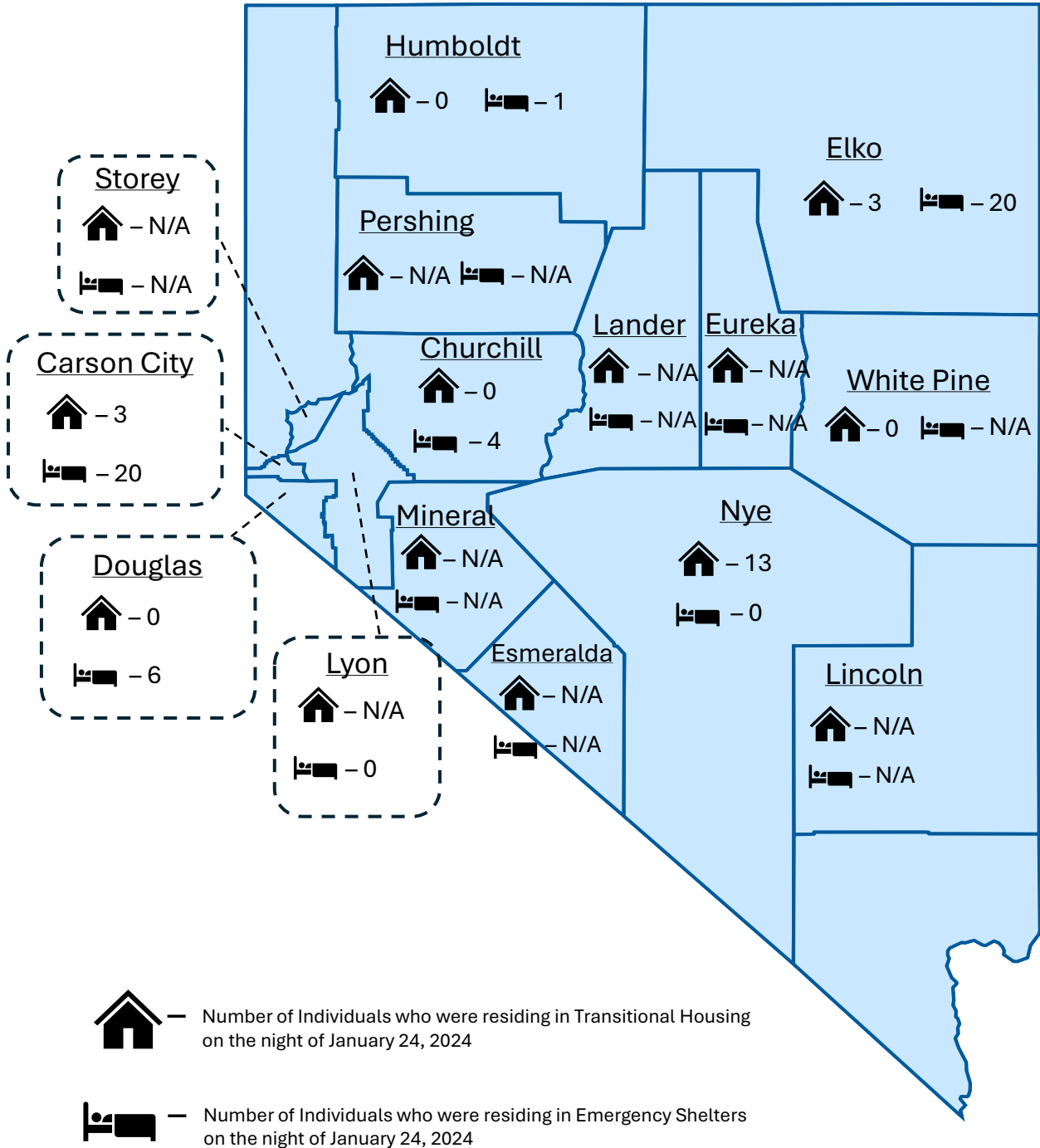
10-Year School Homelessness



Types of Housing Instability Experienced







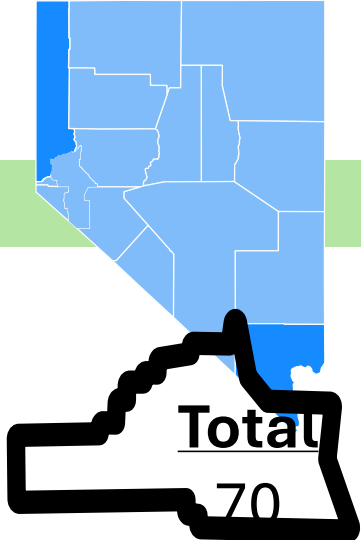
2024 Rural Nevada County Snapshot Results



Rural Nevada
CONTINUUM OF CARE

Rural Nevada 2024 Point In Time Count Unsheltered & Sheltered

Carson City Summary



Unsheltered

39



Sheltered

31

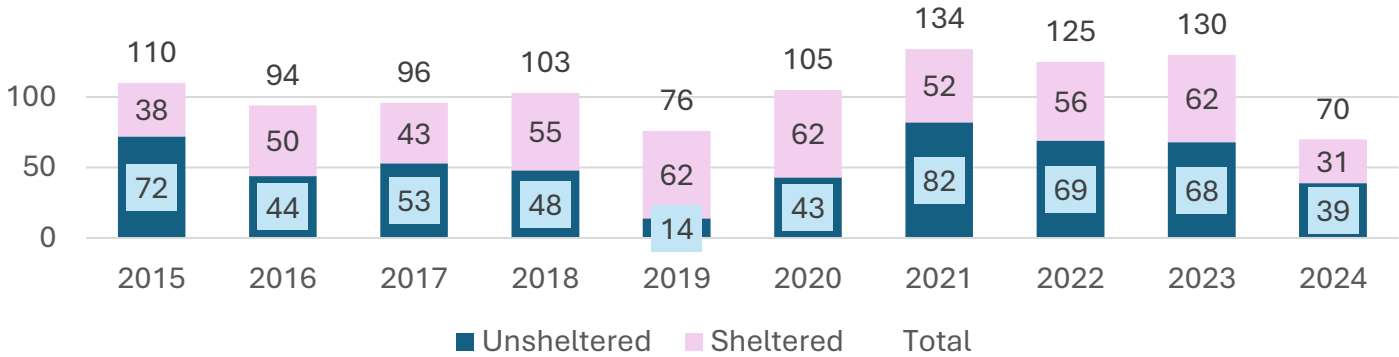


Emergency Shelter
24



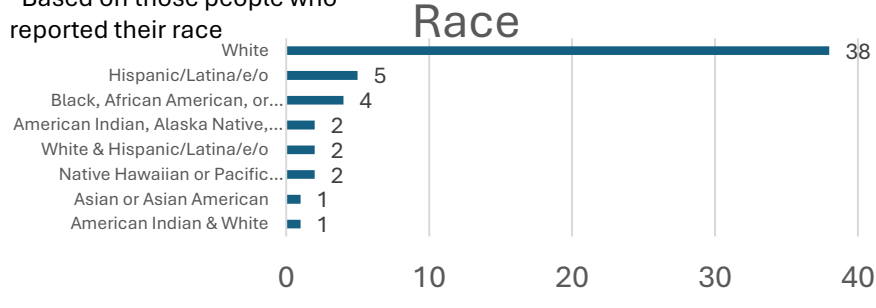
Transitional
7

10-Year Unsheltered and Sheltered

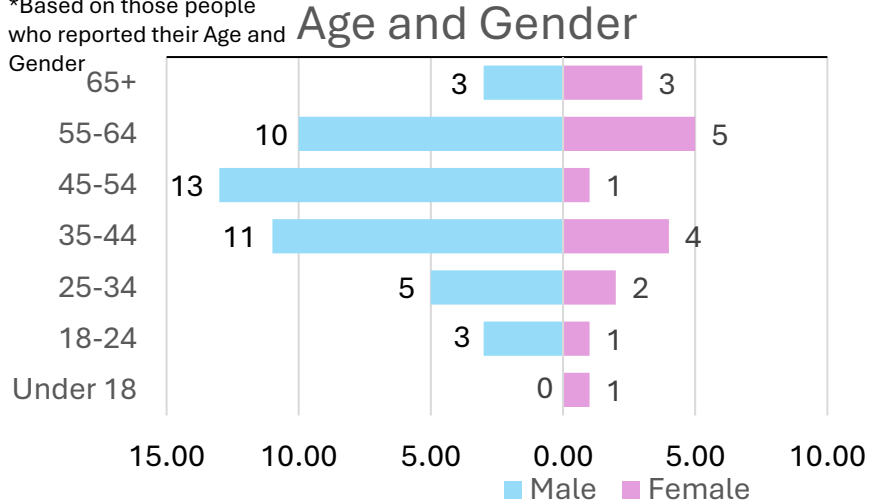


	Veterans	3%	6%
	Unsheltered	Sheltered	
	Chronically Homeless	28%	23%
	Unsheltered	Sheltered	
	Substance Use Issues	10%	26%
	Unsheltered	Sheltered	
	HIV/AIDS	0%	0%
	Unsheltered	Sheltered	
	Fleeing Domestic Violence	8%	0%
	Unsheltered	Sheltered	
	Mental Health Issues	18%	55%
	Unsheltered	Sheltered	

*Based on those people who reported their race



*Based on those people who reported their Age and Gender



Household Makeup

90% Unsheltered	90% Sheltered	Adults Without Kids (AWOK) (25+)
8% Unsheltered	0% Sheltered	Families
3% Unsheltered	10% Sheltered	Transition Aged Youth (TAY) (18-24)
0% Unsheltered	0% Sheltered	Unaccompanied Minors (Under 18)

Disabilities



Physical Disability
15% Unsheltered, 19% Sheltered

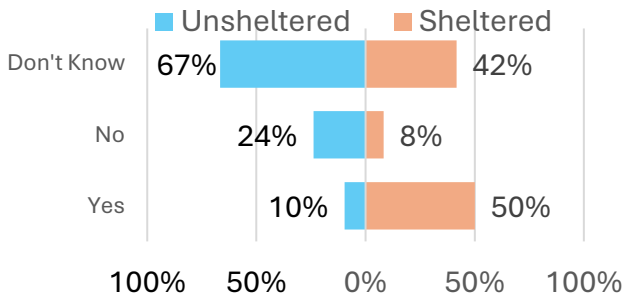


Development/Intellectual Disability
8% Unsheltered, 13% Sheltered



Chronic Health Conditions
18% Unsheltered, 35% Sheltered

Consistent Income



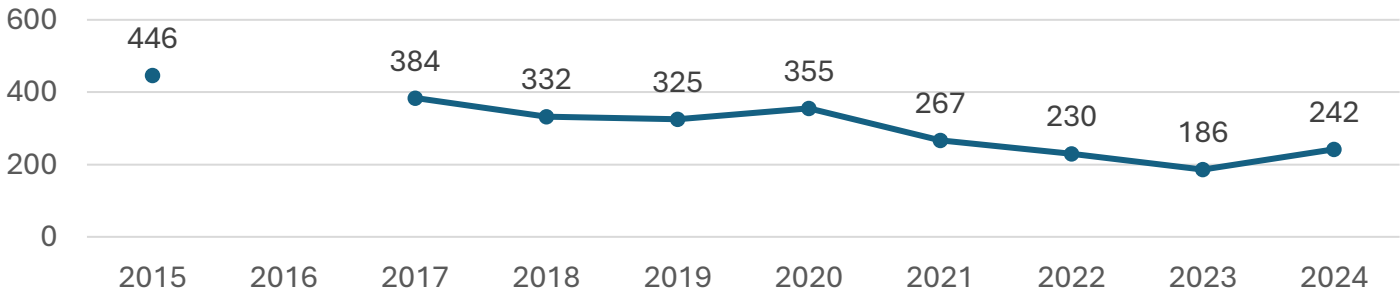
Top 4 Unsheltered Sleeping Locations during PIT

*Numbers come from the Unsheltered PIT Survey ONLY,

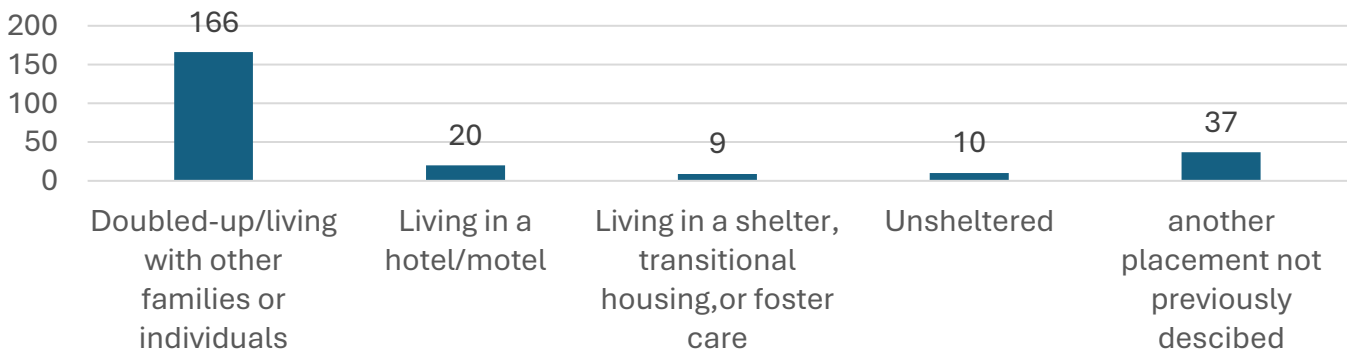
26% Outdoor encampment	18% Under bridge/overpass
15% Park	5% Vehicle / Boat / RV



School Aged Youth Homelessness 10-Year School Homelessness

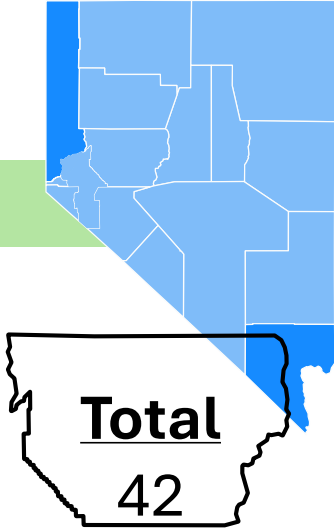


Types of Housing Instability Experienced



Rural Nevada 2024 Point In Time Count Unsheltered & Sheltered

Churchill Summary



Unsheltered

38



Sheltered

4



Emergency Shelter

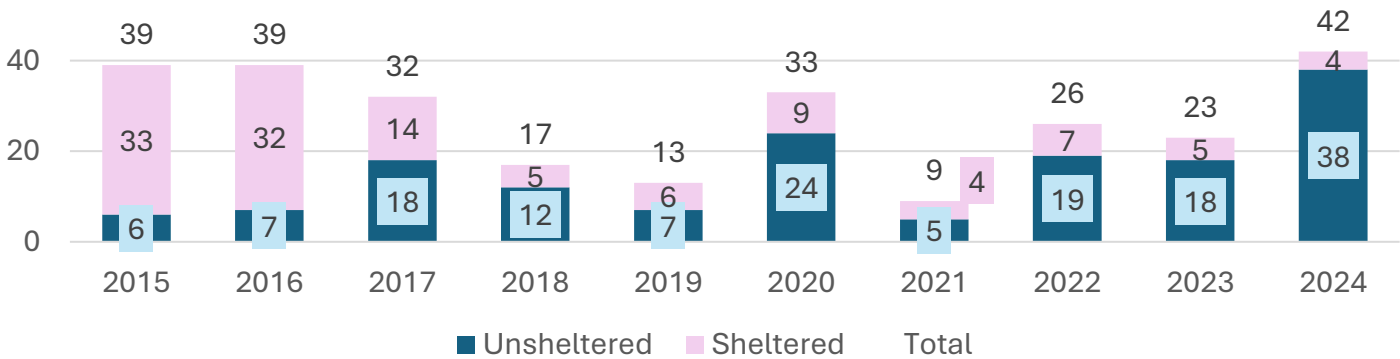
4



Transitional

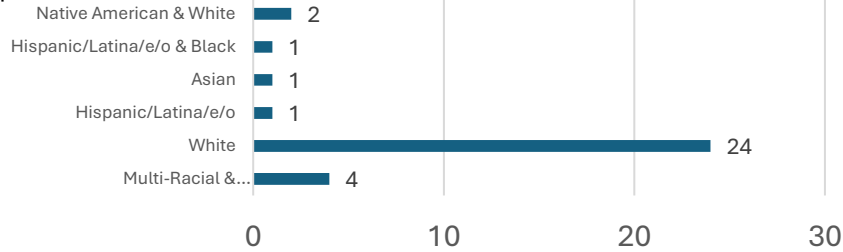
--

10-Year Unsheltered and Sheltered

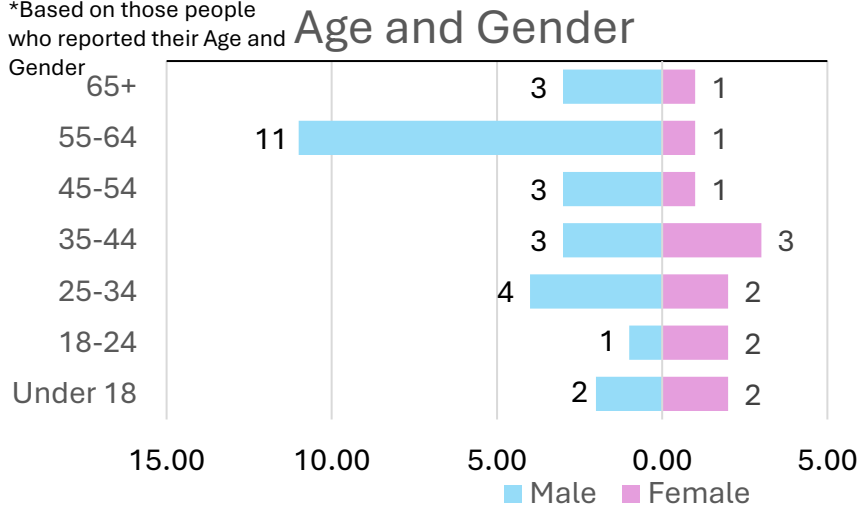


	Veterans	3%	0%
	Unsheltered		Sheltered
	Chronically Homeless	34%	0%
	Unsheltered		Sheltered
	Substance Use Issues	11%	0%
	Unsheltered		Sheltered
	HIV/AIDS	0%	0%
	Unsheltered		Sheltered
	Fleeing Domestic Violence	3%	100%
	Unsheltered		Sheltered
	Mental Health Issues	34%	0%
	Unsheltered		Sheltered

*Based on those people who reported their race



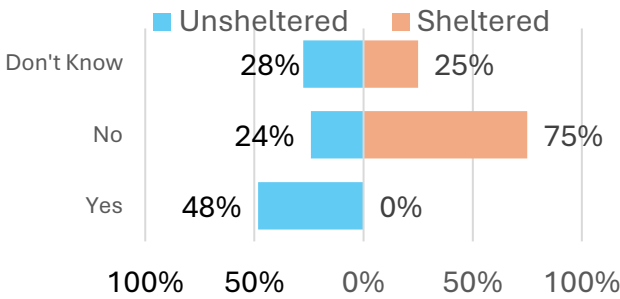
*Based on those people who reported their Age and Gender



Household Makeup

84%	0%	Adults Without Kids (AWOK)
Unsheltered	Sheltered	
5%	100%	Families
Unsheltered	Sheltered	
8%	0%	Transition Aged Youth (TAY) (18-24)
Unsheltered	Sheltered	
0%	0%	Unaccompanied Minors (Under 18)
Unsheltered	Sheltered	

Consistent Income



Disabilities

*Numbers come from the Unsheltered PIT Survey ONLY



Physical Disability
37%
Unsheltered



Development/Intellectual Disability
18%
Unsheltered



Chronic Health Conditions
34%
Unsheltered

Top 4 Unsheltered Sleeping Locations during PIT

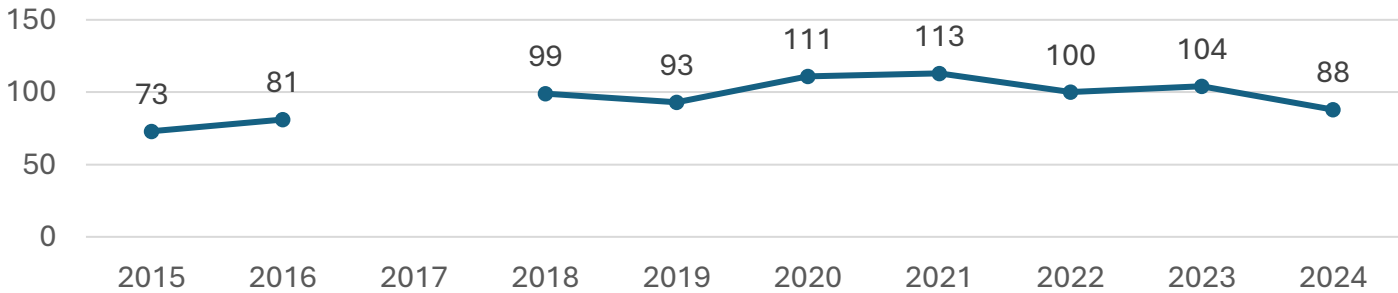
*Numbers come from the Unsheltered PIT Survey ONLY,

32%	Under bridge/overpass	18%	Outdoor encampment
16%	Park	11%	Vehicle / Boat / RV

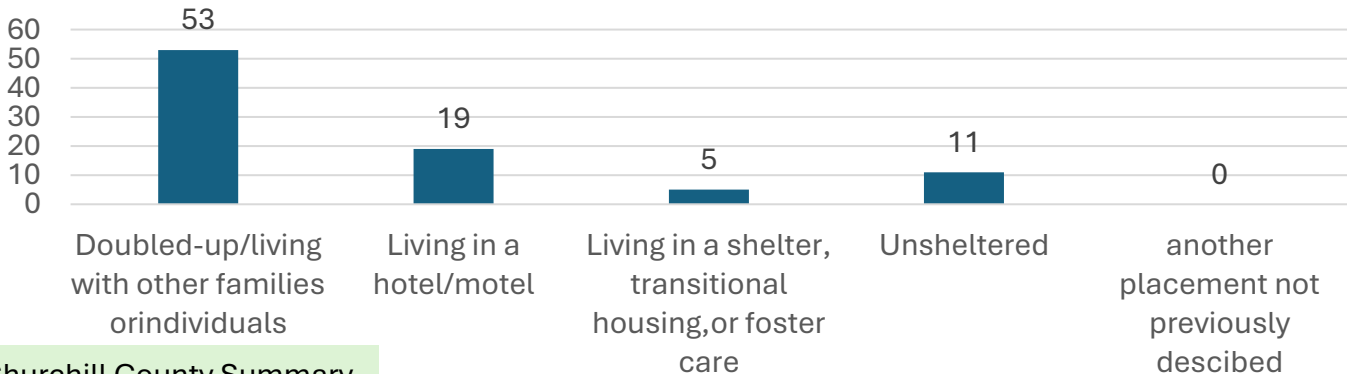


School Aged Youth Homelessness

10-Year School Homelessness

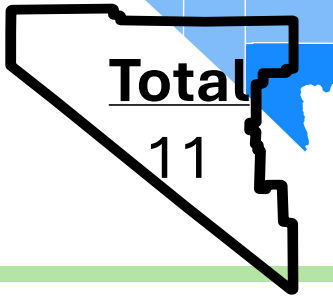


Types of Housing Instability Experienced



Rural Nevada 2024 Point In Time Count Unsheltered & Sheltered

Douglas Summary



Unsheltered

5



Sheltered

6



Emergency Shelter

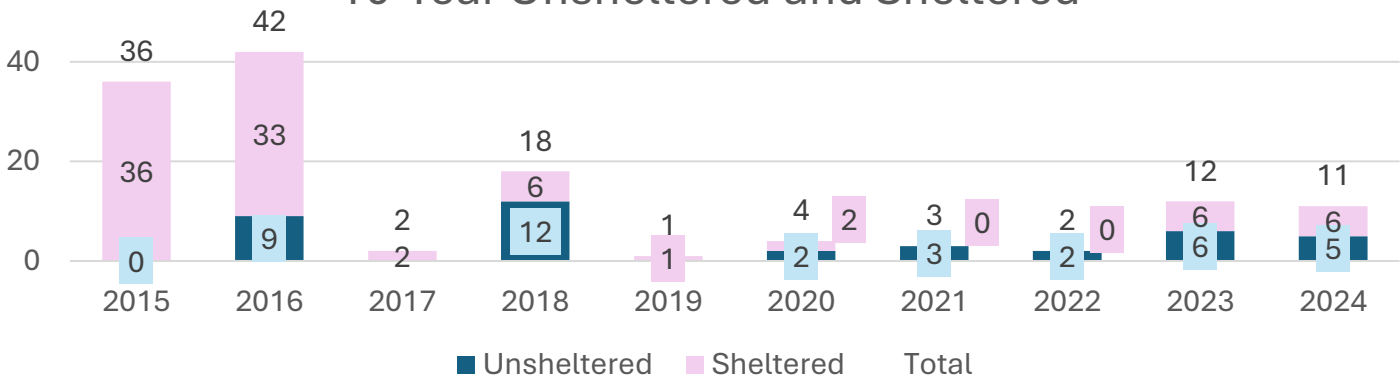
6



Transitional

0

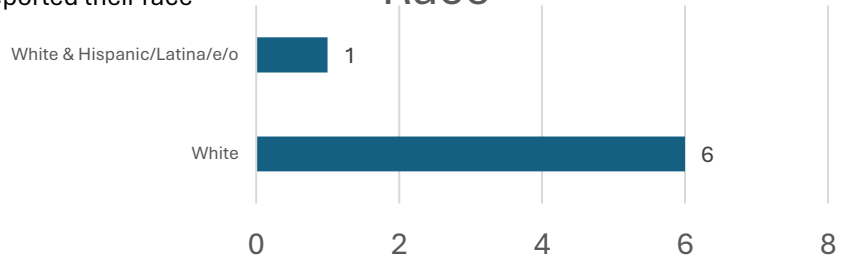
10-Year Unsheltered and Sheltered



	Veterans	0%	0%
	Unsheltered		Sheltered
	Chronically Homeless	20%	0%
	Unsheltered		Sheltered
	Substance Use Issues	40%	0%
	Unsheltered		Sheltered
	HIV/AIDS	0%	0%
	Unsheltered		Sheltered
	Fleeing Domestic Violence	20%	N/A
	Unsheltered		Sheltered
	Mental Health Issues	0%	17%
	Unsheltered		Sheltered

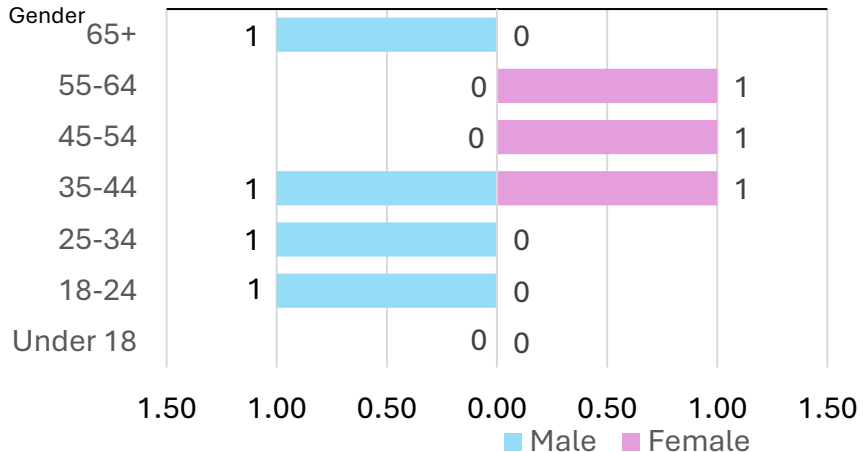
*Based on those people who reported their race

Race



*Based on those people who reported their Age and Gender

Age and Gender



Household Makeup

100% Unsheltered	83% Sheltered	Adults Without Kids (AWOK)
0% Unsheltered	0% Sheltered	Families
0% Unsheltered	17% Sheltered	Transition Aged Youth (TAY) (18-24)
0% Unsheltered	0% Sheltered	Unaccompanied Minors (Under 18)

Disabilities



Physical Disability
0% Unsheltered, 17% Sheltered

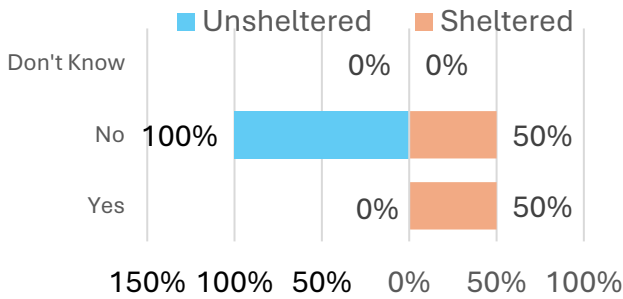


Development/Intellectual Disability
0% Unsheltered, 0% Sheltered



Chronic Health Conditions
0% Unsheltered, 17% Sheltered

Consistent Income



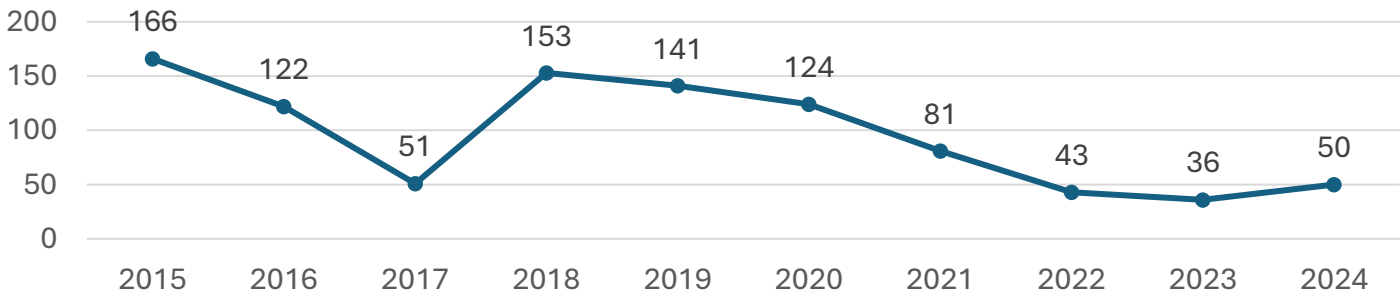
Top 4 Unsheltered Sleeping Locations during PIT

*Numbers come from the Unsheltered PIT Survey ONLY,

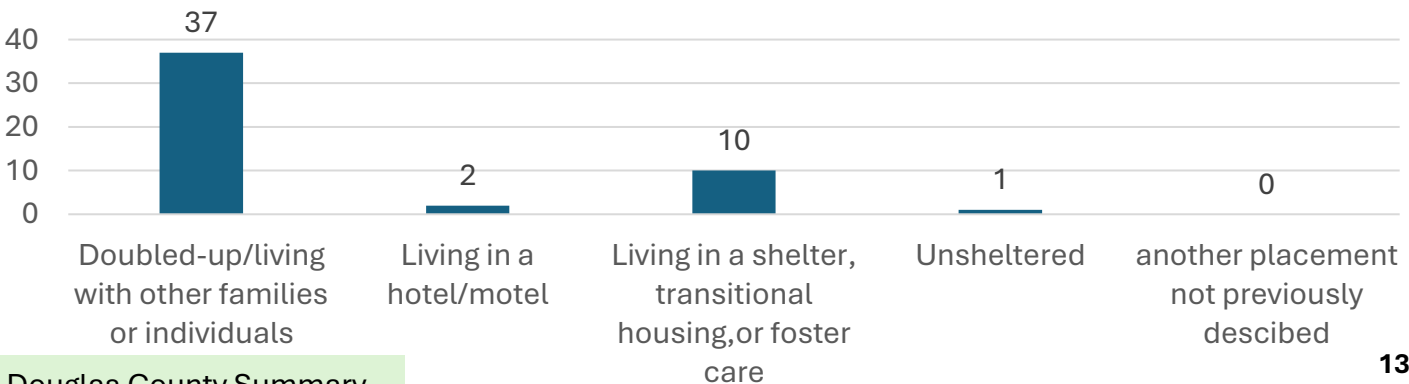
20% Under bridge/overpass



School Aged Youth Homelessness 10-Year School Homelessness

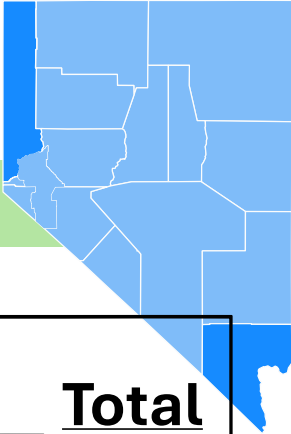


Types of Housing Instability Experienced



Rural Nevada 2024 Point In Time Count Unsheltered & Sheltered

Elko Summary



Total
46



Unsheltered

23



Sheltered

23

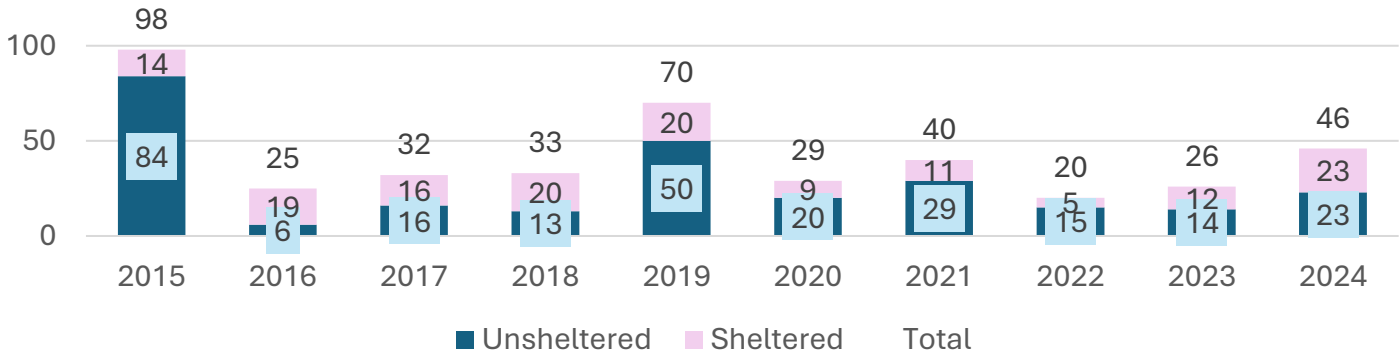


Emergency Shelter
20



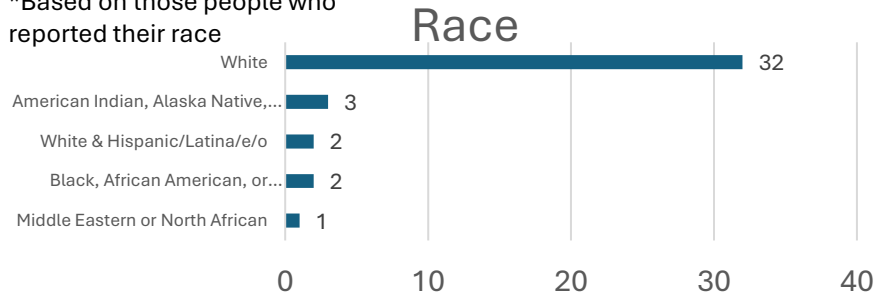
Transitional
3

10-Year Unsheltered and Sheltered

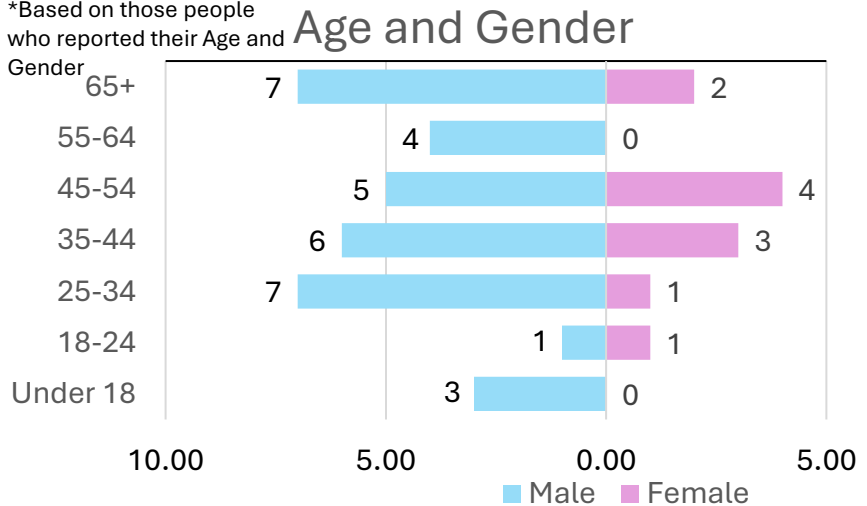


	Veterans	4%	22%
	Unsheltered		Sheltered
	Chronically Homeless	35%	0%
	Unsheltered		Sheltered
	Substance Use Issues	13%	13%
	Unsheltered		Sheltered
	HIV/AIDS	0%	0%
	Unsheltered		Sheltered
	Fleeing Domestic Violence	4%	0%
	Unsheltered		Sheltered
	Mental Health Issues	35%	13%
	Unsheltered		Sheltered

*Based on those people who reported their race



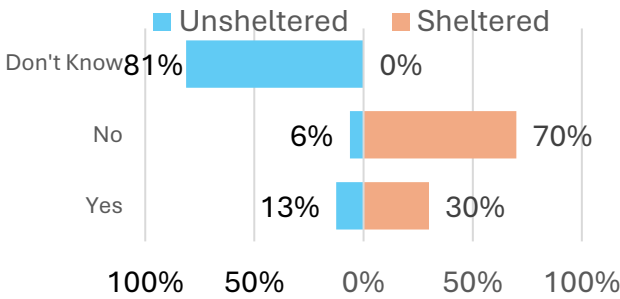
*Based on those people who reported their Age and Gender



Household Makeup

100% Unsheltered	69% Sheltered	Adults Without Kids (AWOK)
0% Unsheltered	22% Sheltered	Families
0% Unsheltered	9% Sheltered	Transition Aged Youth (TAY) (18-24)
0% Unsheltered	0% Sheltered	Unaccompanied Minors (Under 18)

Consistent Income



Disabilities



Physical Disability
17% Unsheltered, 26% Sheltered




Development/Intellectual Disability
26% Unsheltered, 0% Sheltered



Chronic Health Conditions
30% Unsheltered, 17% Sheltered

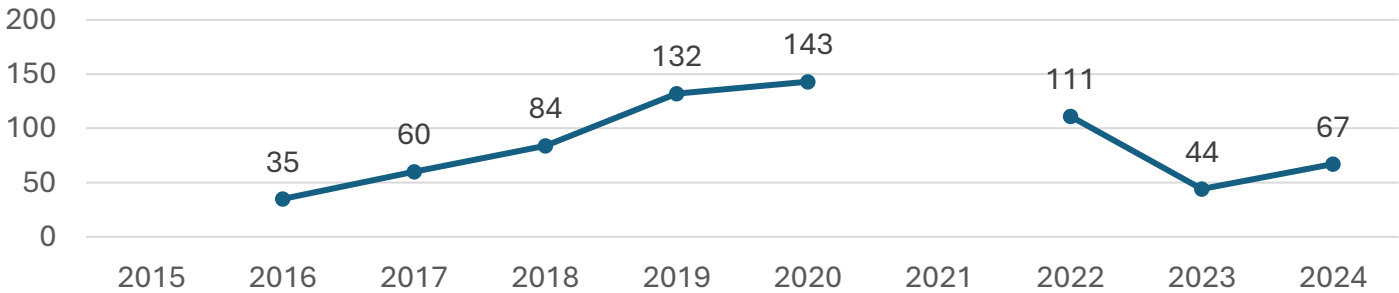
Top 3 Unsheltered Sleeping Locations during PIT

*Numbers come from the Unsheltered PIT Survey ONLY,

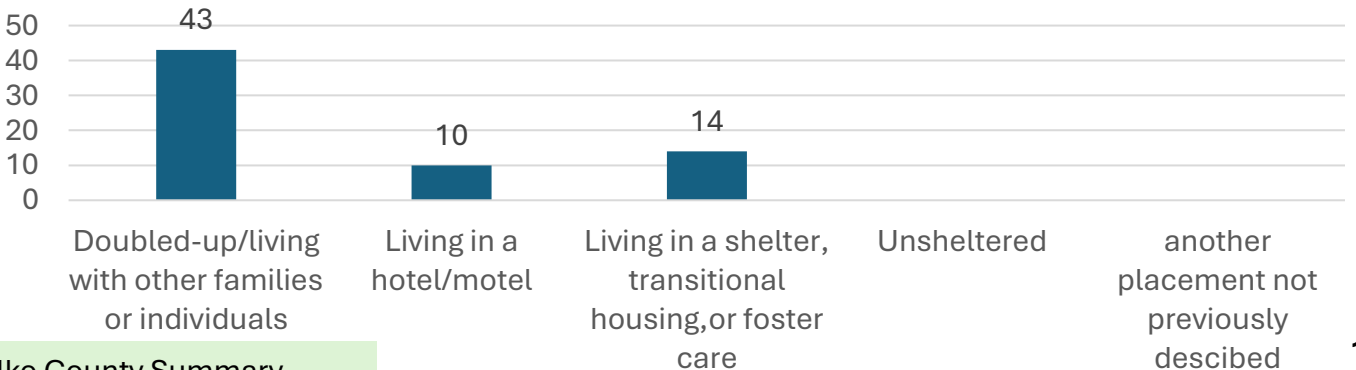


School Aged Youth Homelessness

10-Year School Homelessness




Types of Housing Instability Experienced



Rural Nevada 2024 Point In Time Count Unsheltered & Sheltered

Esmeralda Summary



Unsheltered

0



Sheltered

N/A

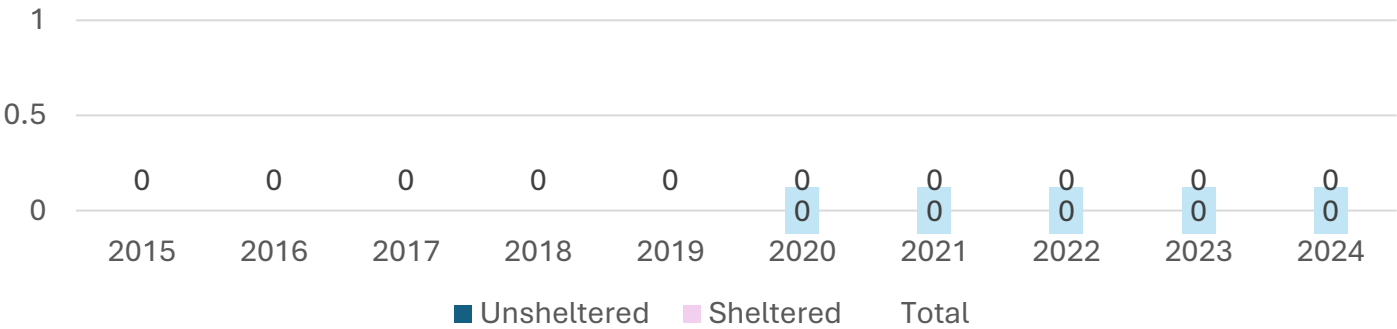


Emergency Shelter
N/A



Transitional
N/A

10-Year Unsheltered and Sheltered



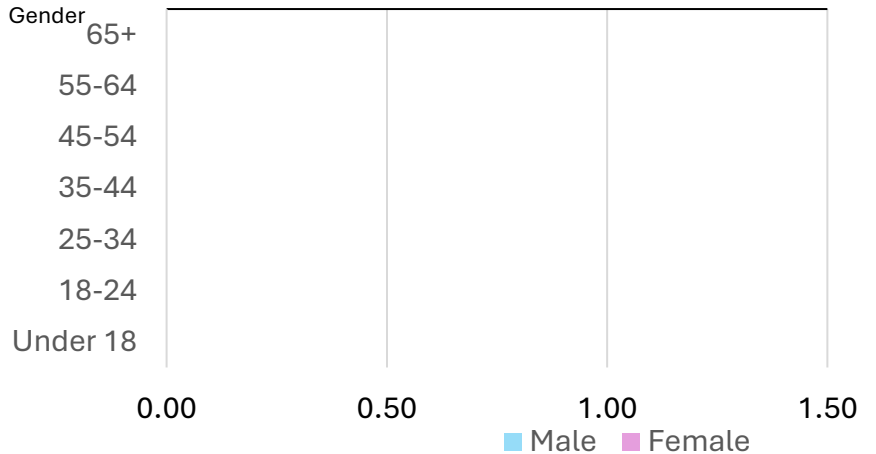
	Veterans	N/A	N/A
		Unsheltered	Sheltered
	Chronically Homeless	N/A	N/A
		Unsheltered	Sheltered
	Substance Use Issues	N/A	N/A
		Unsheltered	Sheltered
	HIV/AIDS	N/A	N/A
		Unsheltered	Sheltered
	Fleeing Domestic Violence	N/A	N/A
		Unsheltered	Sheltered
	Mental Health Issues	N/A	N/A
		Unsheltered	Sheltered

*Based on those people who reported their race

Race

*Based on those people who reported their Age and Gender

Age and Gender



Household Makeup

N/A Unsheltered	N/A Sheltered	Adults Without Kids (AWOK)
N/A Unsheltered	N/A Sheltered	Families
N/A Unsheltered	N/A Sheltered	Transition Aged Youth (TAY) (18-24)
N/A Unsheltered	N/A Sheltered	Unaccompanied Minors (Under 18)

Disabilities

*Numbers come from the Unsheltered PIT Survey ONLY



Physical Disability
N/A Unsheltered

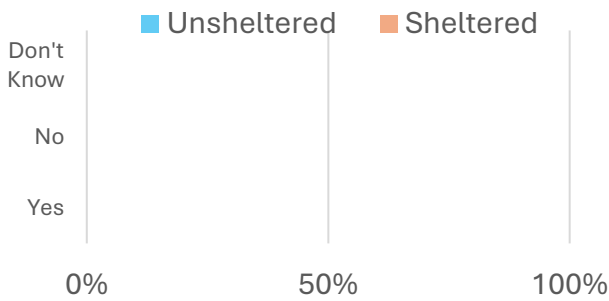


Development/Intellectual Disability
N/A Unsheltered



Chronic Health Conditions
N/A Unsheltered

Consistent Income



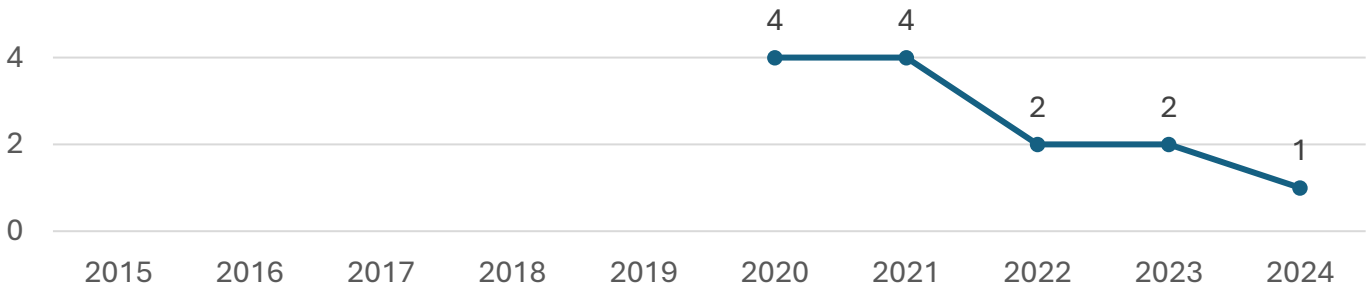
Top 4 Unsheltered Sleeping Locations during PIT

*Numbers come from the Unsheltered PIT Survey ONLY,

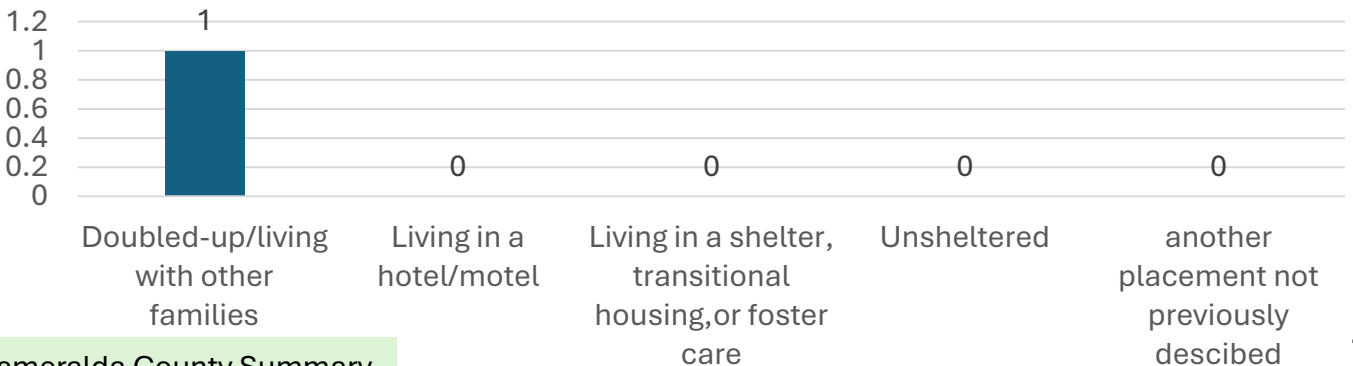
N/A



School Aged Youth Homelessness 10-Year School Homelessness




Types of Housing Instability Experienced



Rural Nevada 2024 Point In Time Count Unsheltered & Sheltered

Eureka Summary



Unsheltered

0



Sheltered

N/A

Emergency Shelter
N/A



Transitional
N/A

10-Year Unsheltered and Sheltered

*Eureka did not complete a PIT count

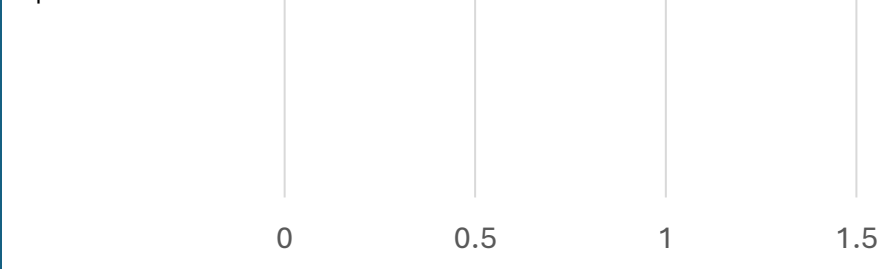
2015-2023*



	Veterans	N/A	N/A
		Unsheltered	Sheltered
	Chronically Homeless	N/A	N/A
		Unsheltered	Sheltered
	Substance Use Issues	N/A	N/A
		Unsheltered	Sheltered
	HIV/AIDS	N/A	N/A
		Unsheltered	Sheltered
	Fleeing Domestic Violence	N/A	N/A
		Unsheltered	Sheltered
	Mental Health Issues	N/A	N/A
		Unsheltered	Sheltered

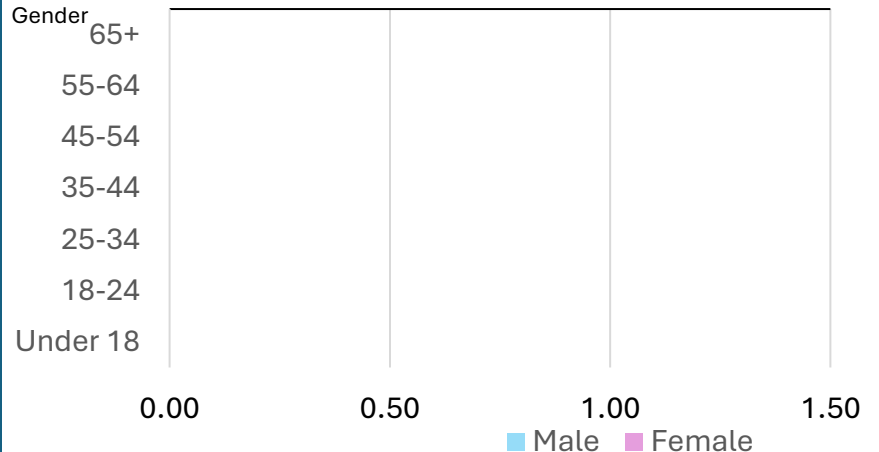
*Based on those people who reported their race

Race



*Based on those people who reported their Age and Gender

Age and Gender



Household Makeup

N/A Unsheltered	N/A Sheltered	Adults Without Kids (AWOK)
N/A Unsheltered	N/A Sheltered	Families
N/A Unsheltered	N/A Sheltered	Transition Aged Youth (TAY) (18-24)
N/A Unsheltered	N/A Sheltered	Unaccompanied Minors (Under 18)

Disabilities

*Numbers come from the Unsheltered PIT Survey ONLY



Physical Disability
N/A Unsheltered

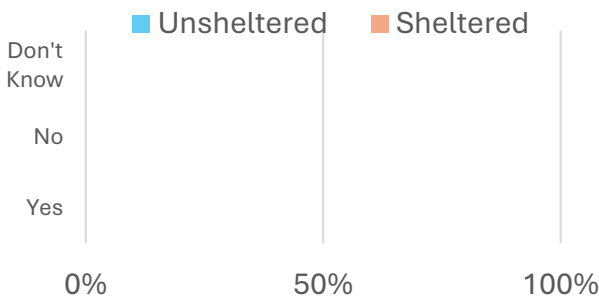


Development/Intellectual Disability
N/A Unsheltered



Chronic Health Conditions
N/A Unsheltered

Consistent Income



Top 4 Unsheltered Sleeping Locations during PIT

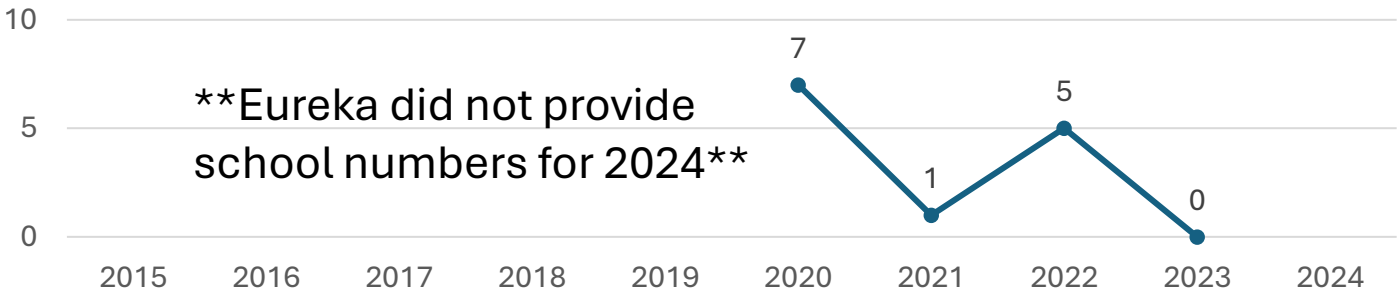
*Numbers come from the Unsheltered PIT Survey ONLY,

N/A

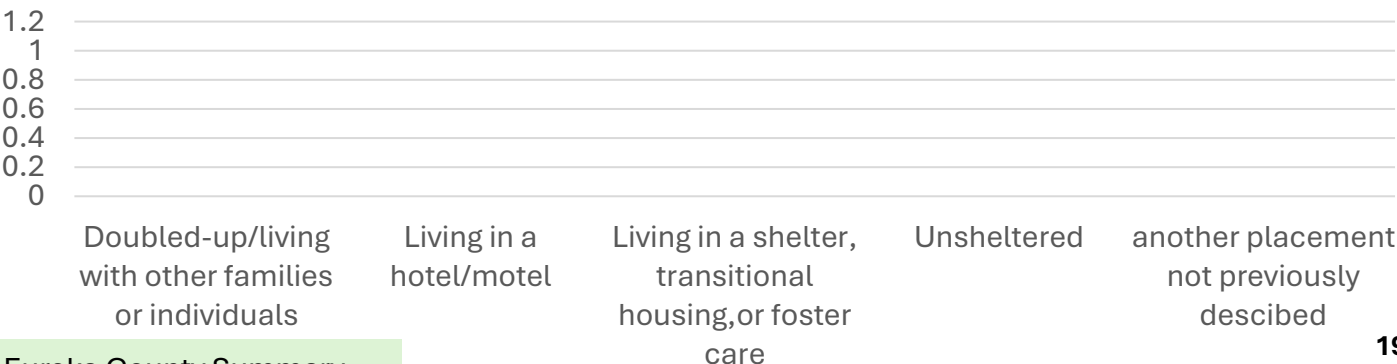


School Aged Youth Homelessness 10-Year School Homelessness

Eureka did not provide school numbers for 2024



Types of Housing Instability Experienced



Rural Nevada 2024 Point In Time Count Unsheltered & Sheltered

Humboldt Summary

Total
15



Unsheltered

14



Sheltered

1



Emergency Shelter

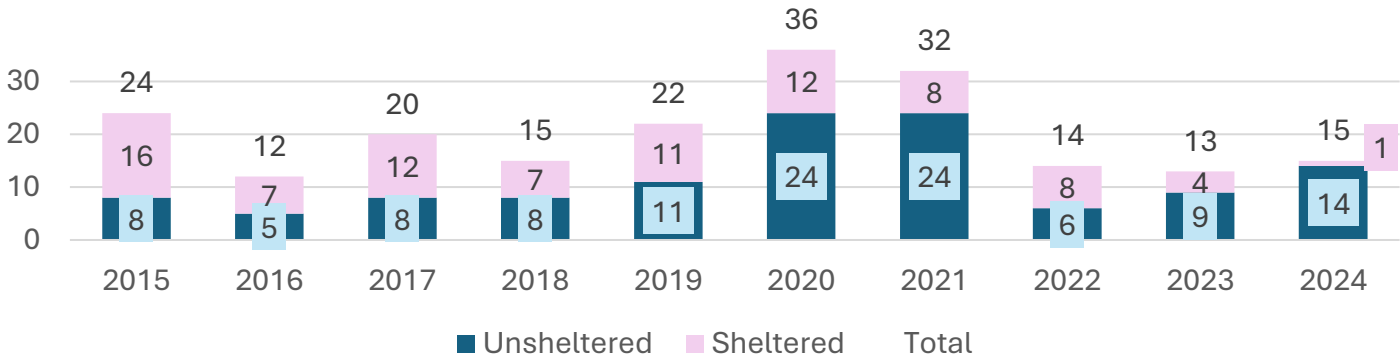
1



Transitional

0

10-Year Unsheltered and Sheltered



Veterans

7% Unsheltered 0% Sheltered



Chronically Homeless

57% Unsheltered 0% Sheltered



Substance Use Issues

21% Unsheltered 0% Sheltered



HIV/AIDS

0% Unsheltered 0% Sheltered



Fleeing Domestic Violence

0% Unsheltered 0% Sheltered

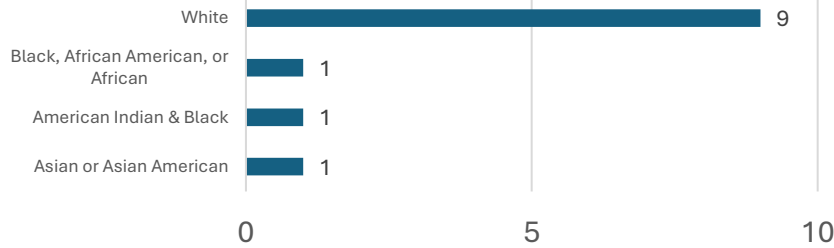


Mental Health Issues

57% Unsheltered 0% Sheltered

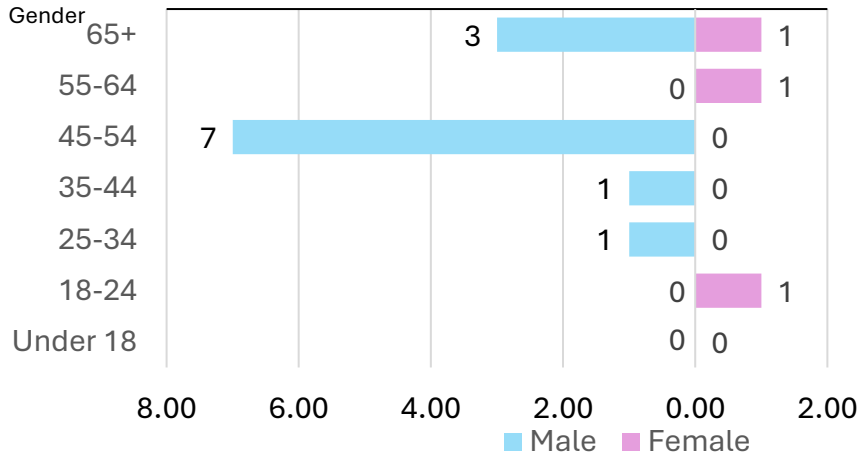
*Based on those people who reported their race

Race



*Based on those people who reported their Age and Gender

Age and Gender



Household Makeup

93% Unsheltered	100% Sheltered	Adults Without Kids (AWOK)
0% Unsheltered	0% Sheltered	Families
7% Unsheltered	0% Sheltered	Transition Aged Youth (TAY) (18-24)
0% Unsheltered	0% Sheltered	Unaccompanied Minors (Under 18)

Disabilities



Physical Disability
57% Unsheltered, 0% Sheltered

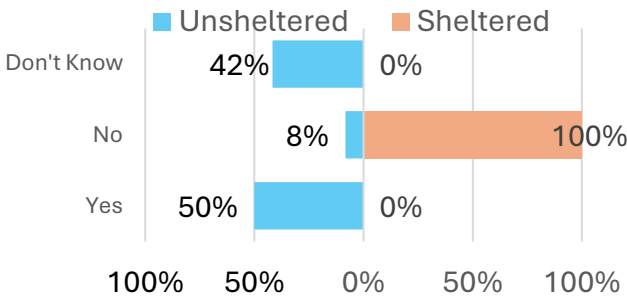


Development/Intellectual Disability
57% Unsheltered, 0% Sheltered



Chronic Health Conditions
50% Unsheltered, 0% Sheltered

Consistent Income



Top 4 Unsheltered Sleeping Locations during PIT

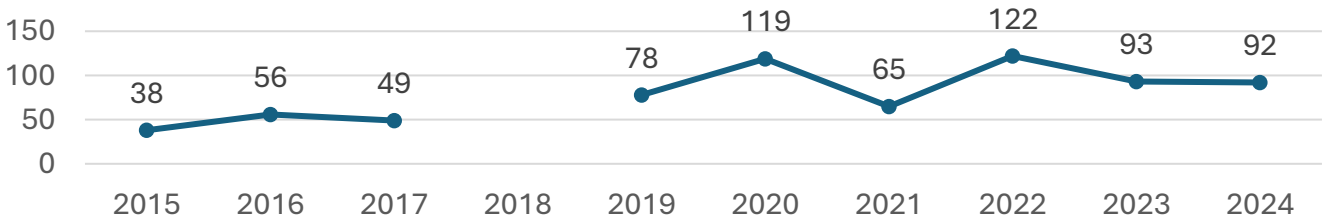
*Numbers come from the Unsheltered PIT Survey ONLY,

29% Under bridge/overpass	29% Vehicle / Boat / RV
14% Park	14% Outdoor encampment

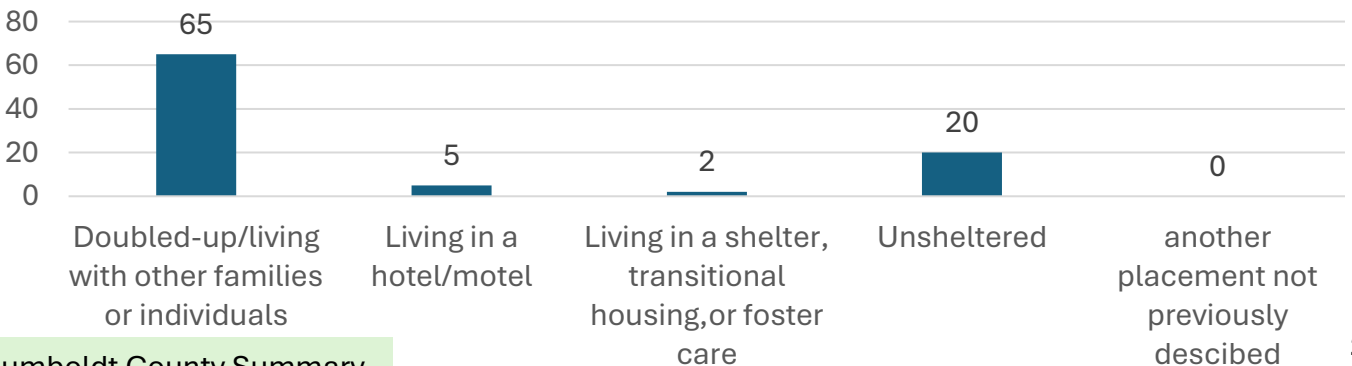


School Aged Youth Homelessness

10-Year School Homelessness

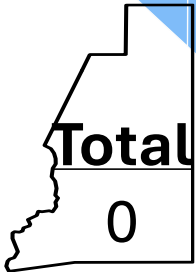


Types of Housing Instability Experienced



Rural Nevada 2024 Point In Time Count Unsheltered & Sheltered

Lander Summary



Unsheltered

0



Sheltered

N/A

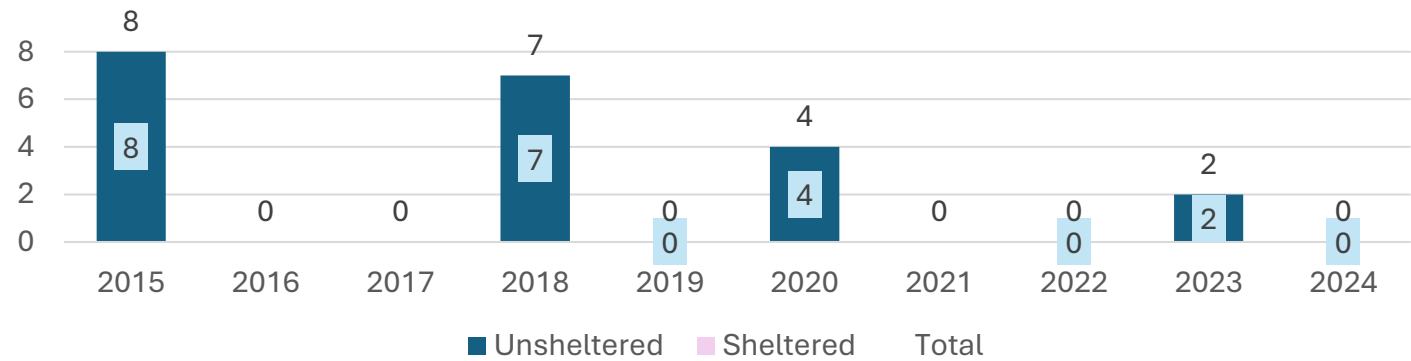


Emergency Shelter
N/A



Transitional
N/A

10-Year Unsheltered and Sheltered



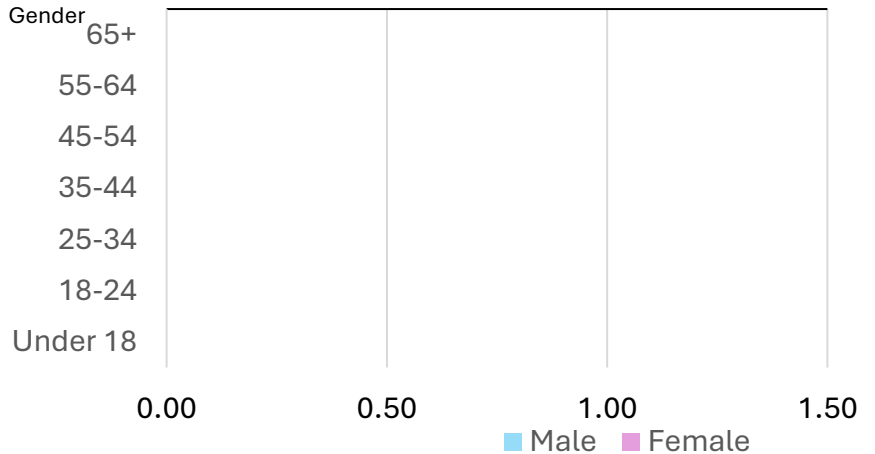
	Veterans	N/A	N/A
		Unsheltered	Sheltered
	Chronically Homeless	N/A	N/A
		Unsheltered	Sheltered
	Substance Use Issues	N/A	N/A
		Unsheltered	Sheltered
	HIV/AIDS	N/A	N/A
		Unsheltered	Sheltered
	Fleeing Domestic Violence	N/A	N/A
		Unsheltered	Sheltered
	Mental Health Issues	N/A	N/A
		Unsheltered	Sheltered

*Based on those people who reported their race

Race

*Based on those people who reported their Age and Gender

Age and Gender



Household Makeup

N/A Unsheltered	N/A Sheltered	Adults Without Kids (AWOK)
N/A Unsheltered	N/A Sheltered	Families
N/A Unsheltered	N/A Sheltered	Transition Aged Youth (TAY) (18-24)
N/A Unsheltered	N/A Sheltered	Unaccompanied Minors (Under 18)

Disabilities

*Numbers come from the Unsheltered PIT Survey ONLY



Physical Disability
N/A Unsheltered

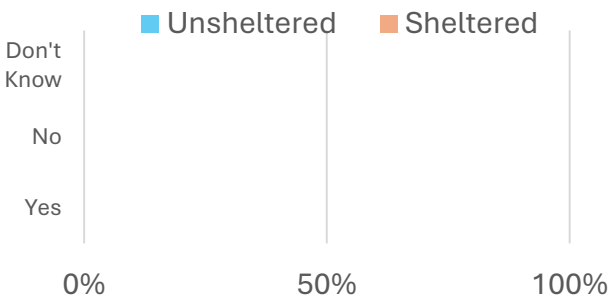


Development/Intellectual Disability
N/A Unsheltered



Chronic Health Conditions
N/A Unsheltered

Consistent Income



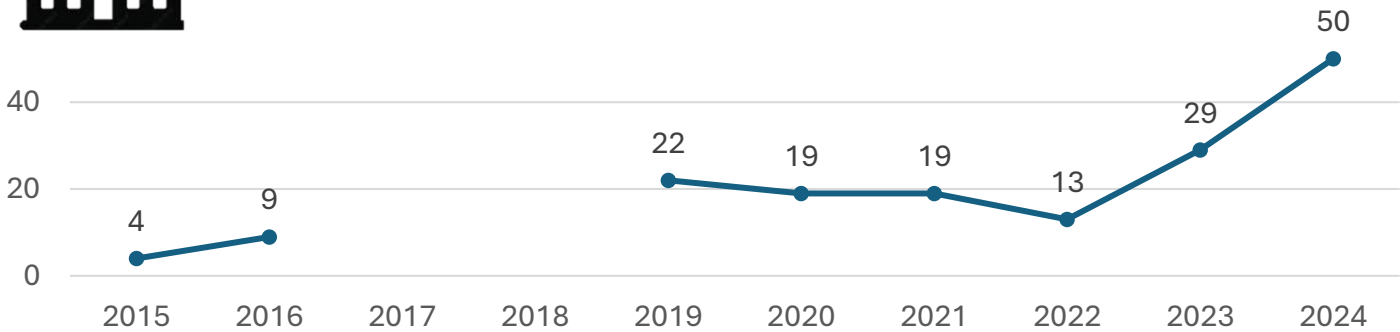
Top 4 Unsheltered Sleeping Locations during PIT

*Numbers come from the Unsheltered PIT Survey ONLY,

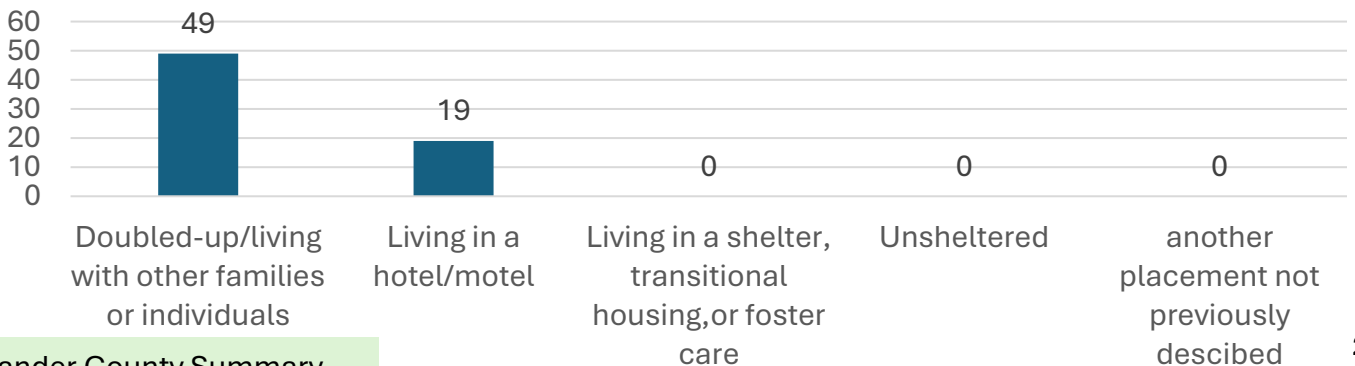
N/A



School Aged Youth Homelessness 10-Year School Homelessness



Types of Housing Instability Experienced



Rural Nevada 2024 Point In Time Count Unsheltered & Sheltered

Lincoln Summary

Total
0



Unsheltered

0



Sheltered

N/A

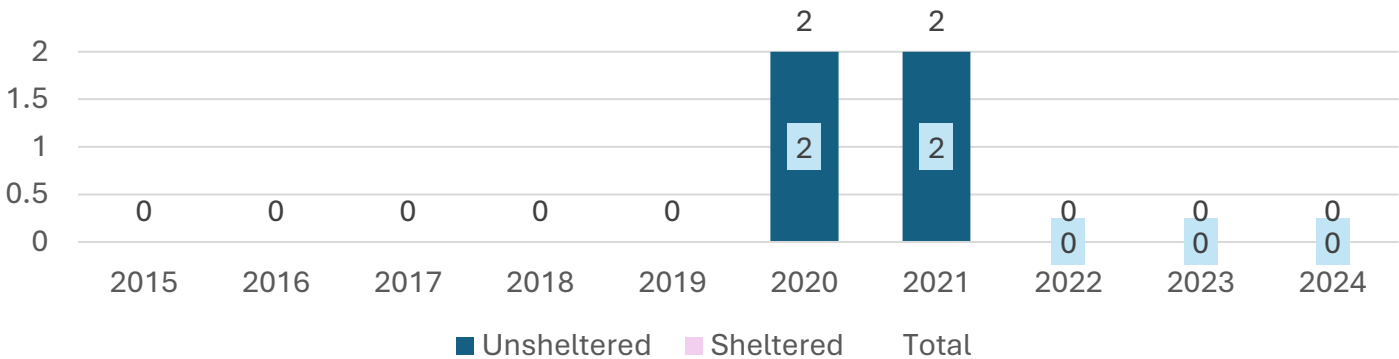


Emergency Shelter
N/A



Transitional
N/A

10-Year Unsheltered and Sheltered



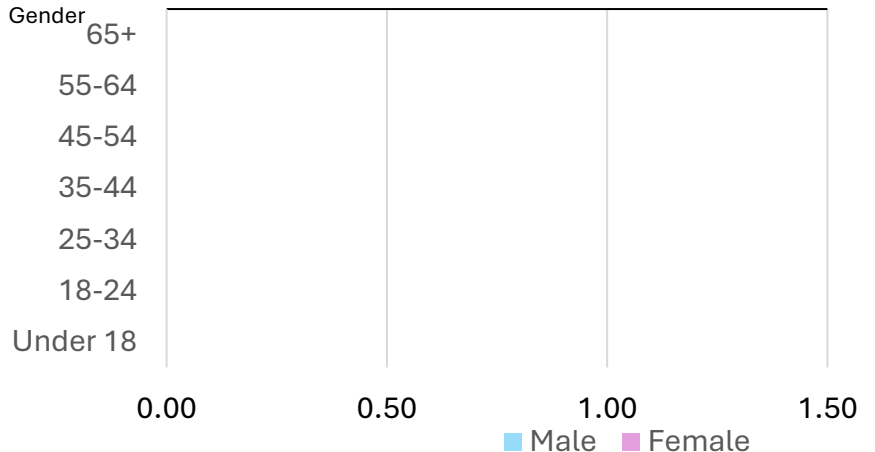
	Veterans	N/A	N/A
		Unsheltered	Sheltered
	Chronically Homeless	N/A	N/A
		Unsheltered	Sheltered
	Substance Use Issues	N/A	N/A
		Unsheltered	Sheltered
	HIV/AIDS	N/A	N/A
		Unsheltered	Sheltered
	Fleeing Domestic Violence	N/A	N/A
		Unsheltered	Sheltered
	Mental Health Issues	N/A	N/A
		Unsheltered	Sheltered

*Based on those people who reported their race

Race

*Based on those people who reported their Age and Gender

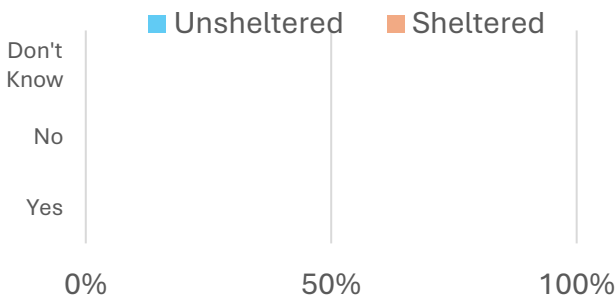
Age and Gender



Household Makeup

N/A Unsheltered	N/A Sheltered	Adults Without Kids (AWOK)
N/A Unsheltered	N/A Sheltered	Families
N/A Unsheltered	N/A Sheltered	Transition Aged Youth (TAY) (18-24)
N/A Unsheltered	N/A Sheltered	Unaccompanied Minors (Under 18)

Consistent Income



Disabilities

*Numbers come from the Unsheltered PIT Survey ONLY



Physical Disability
N/A Unsheltered



Development/Intellectual Disability
N/A Unsheltered



Chronic Health Conditions
N/A Unsheltered

Top 4 Unsheltered Sleeping Locations during PIT

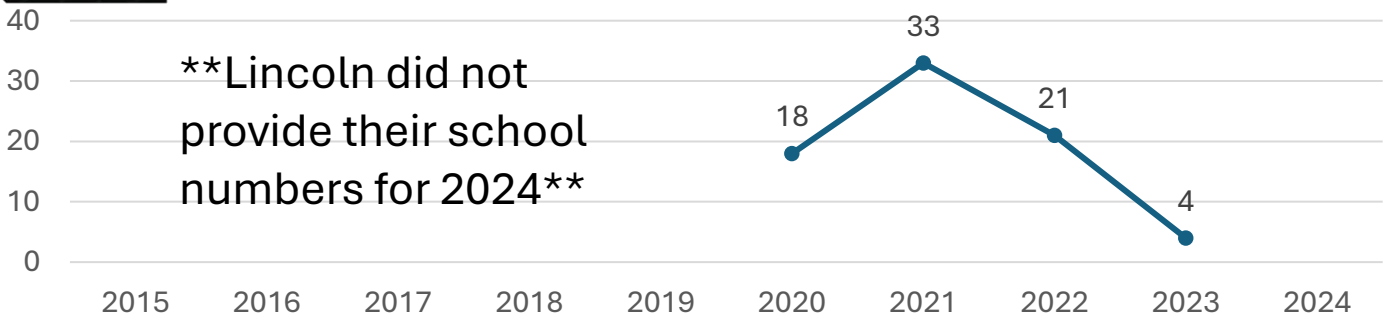
*Numbers come from the Unsheltered PIT Survey ONLY,

N/A



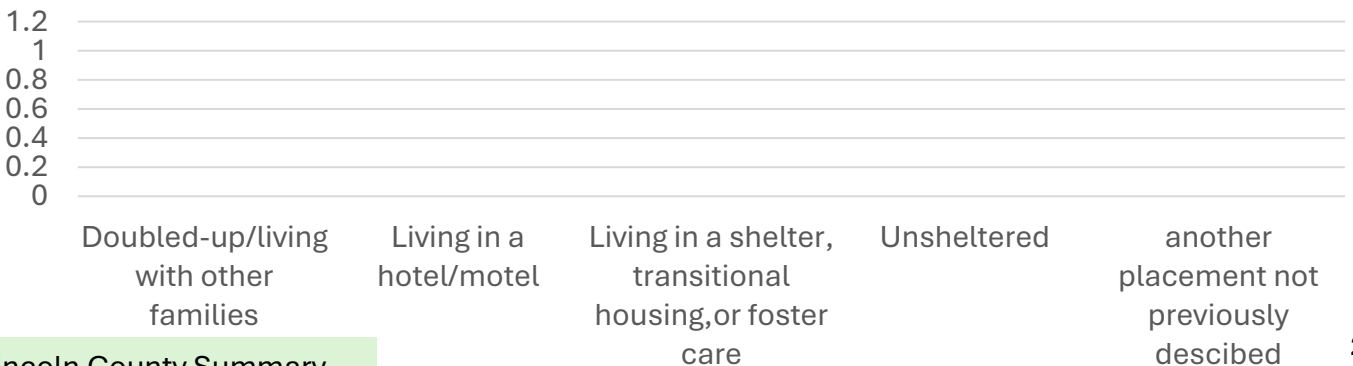
School Aged Youth Homelessness

10-Year School Homelessness



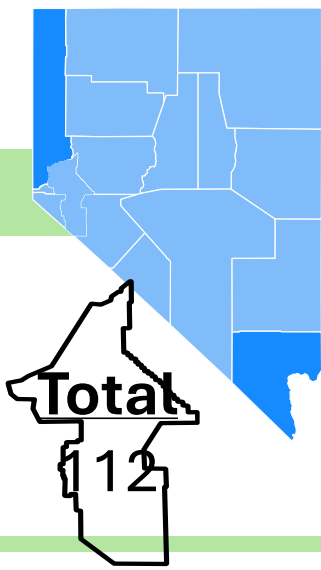
Lincoln did not provide their school numbers for 2024

Types of Housing Instability Experienced



Rural Nevada 2024 Point In Time Count Unsheltered & Sheltered

Lyon Summary



Unsheltered

112



Sheltered

0



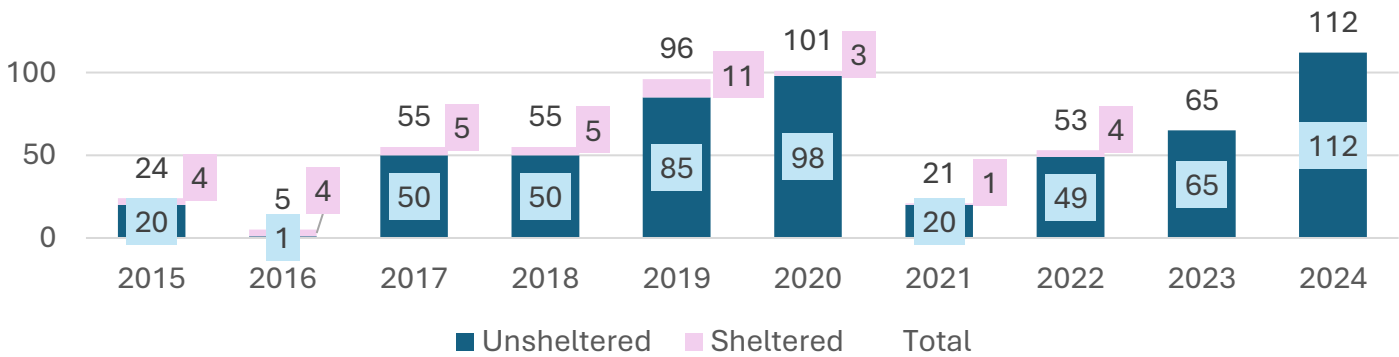
Emergency Shelter

0



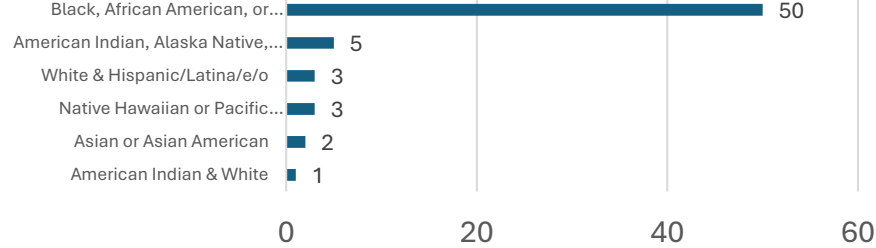
Transitional

10-Year Unsheltered and Sheltered

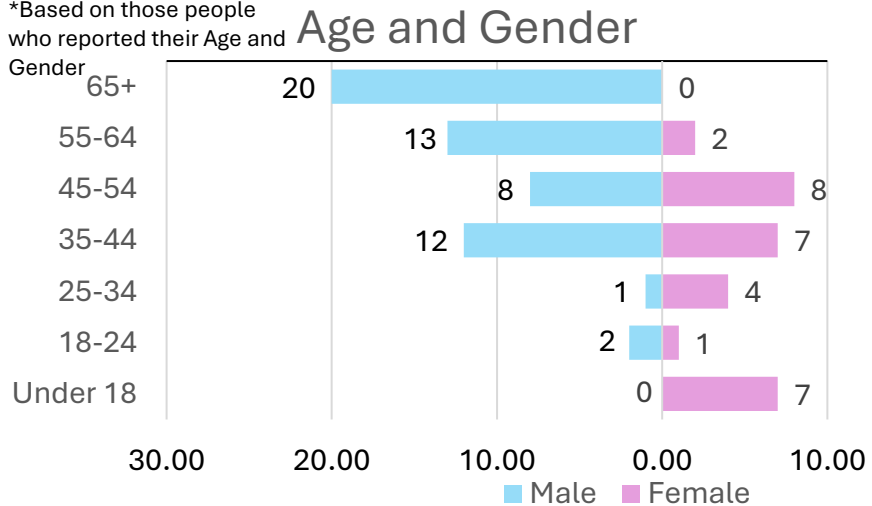


	Veterans	2%	0%
	Unsheltered		Sheltered
	Chronically Homeless	21%	0%
	Unsheltered		Sheltered
	Substance Use Issues	4%	0%
	Unsheltered		Sheltered
	HIV/AIDS	0%	0%
	Unsheltered		Sheltered
	Fleeing Domestic Violence	4%	0%
	Unsheltered		Sheltered
	Mental Health Issues	12%	0%
	Unsheltered		Sheltered

*Based on those people who reported their race



*Based on those people who reported their Age and Gender



Household Makeup

85%	0%	Adults Without Kids (AWOK)
Unsheltered	Sheltered	
12%	0%	Families
Unsheltered	Sheltered	
3%	0%	Transition Aged Youth (TAY) (18-24)
Unsheltered	Sheltered	
0%	0%	Unaccompanied Minors (Under 18)
Unsheltered	Sheltered	

Disabilities



Physical Disability
18% Unsheltered, 0% Sheltered

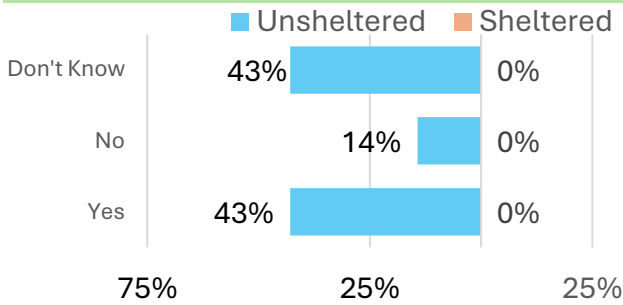


Development/Intellectual Disability
9% Unsheltered, 0% Sheltered



Chronic Health Conditions
13% Unsheltered, 0% Sheltered

Consistent Income



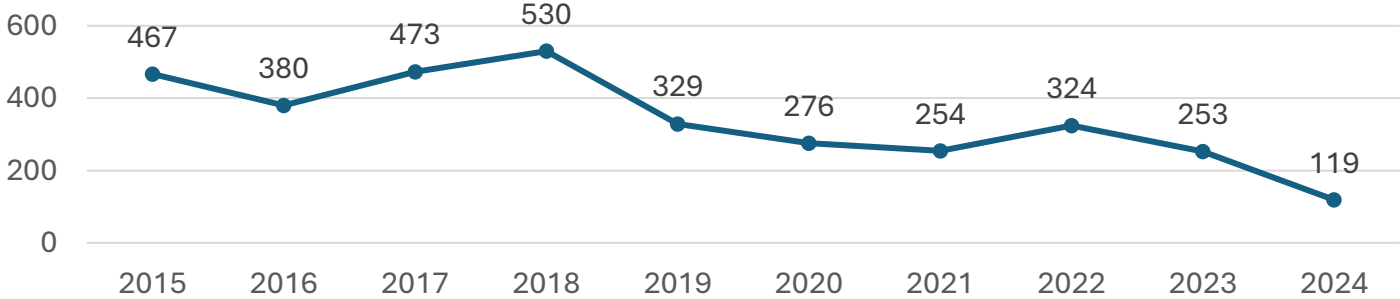
Top 4 Unsheltered Sleeping Locations during PIT

*Numbers come from the Unsheltered PIT Survey ONLY,

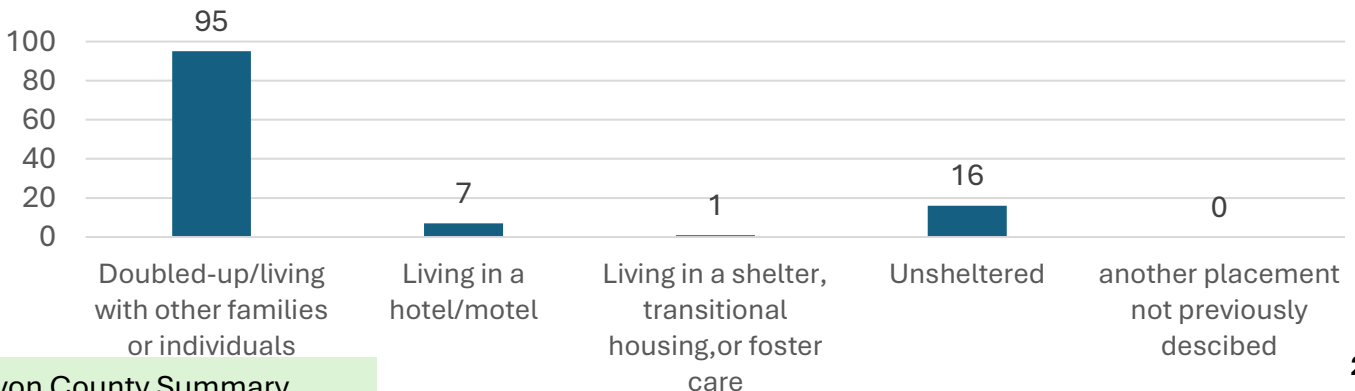
74% Vehicle / Boat / RV	10% Under bridge/ overpass
4% Abandoned Building	3% Other



School Aged Youth Homelessness 10-Year School Homelessness




Types of Housing Instability Experienced



Rural Nevada 2024 Point In Time Count Unsheltered & Sheltered

Mineral Summary



Unsheltered

1



Sheltered

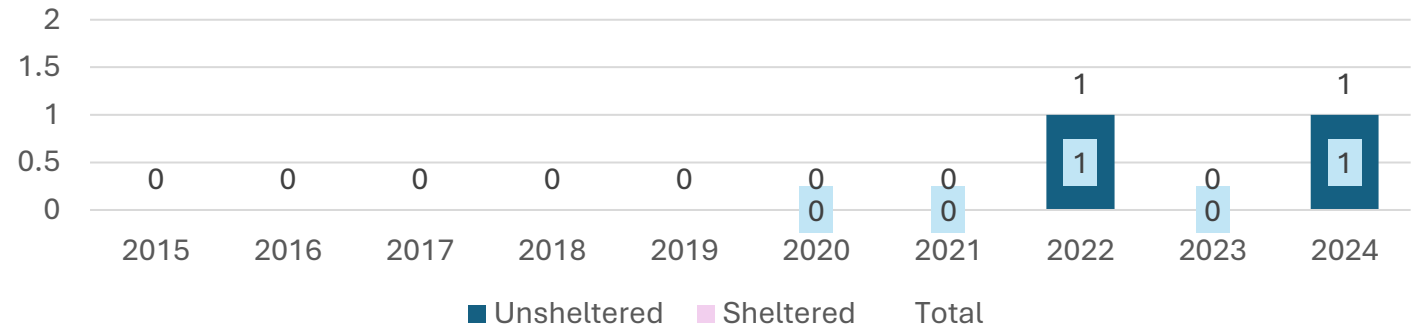
N/A

Emergency
Shelter
N/A



Transitional
N/A

10-Year Unsheltered and Sheltered



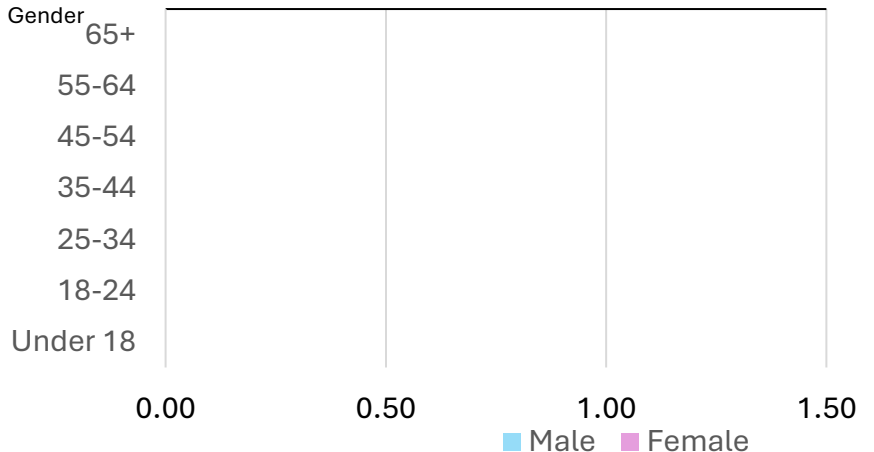
	Veterans	N/A	N/A
		Unsheltered	Sheltered
	Chronically Homeless	N/A	N/A
		Unsheltered	Sheltered
	Substance Use Issues	N/A	N/A
		Unsheltered	Sheltered
	HIV/AIDS	N/A	N/A
		Unsheltered	Sheltered
	Fleeing Domestic Violence	N/A	N/A
		Unsheltered	Sheltered
	Mental Health Issues	N/A	N/A
		Unsheltered	Sheltered

*Based on those people who reported their race

Race

*Based on those people who reported their Age and Gender

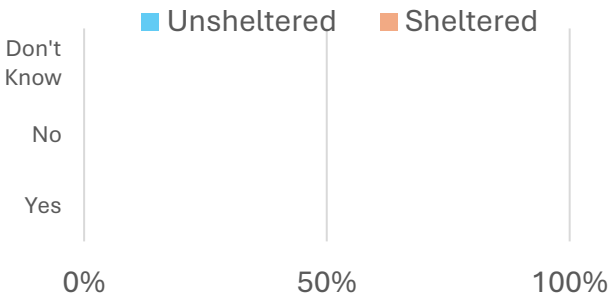
Age and Gender



Household Makeup

N/A Unsheltered	N/A Sheltered	Adults Without Kids (AWOK)
N/A Unsheltered	N/A Sheltered	Families
N/A Unsheltered	N/A Sheltered	Transition Aged Youth (TAY) (18-24)
N/A Unsheltered	N/A Sheltered	Unaccompanied Minors (Under 18)

Consistent Income



Disabilities

*Numbers come from the Unsheltered PIT Survey ONLY



Physical Disability
N/A Unsheltered



Development/Intellectual Disability
N/A Unsheltered



Chronic Health Conditions
N/A Unsheltered

Top 4 Unsheltered Sleeping Locations during PIT

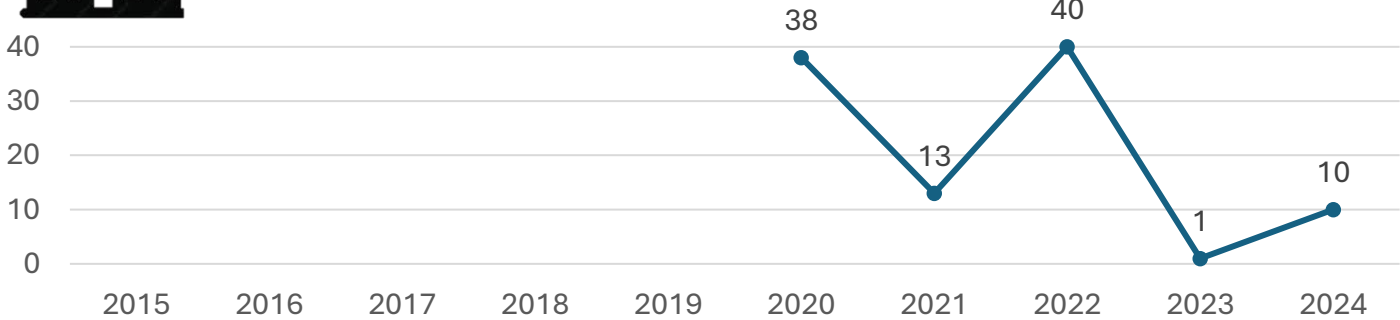
*Numbers come from the Unsheltered PIT Survey ONLY,

N/A

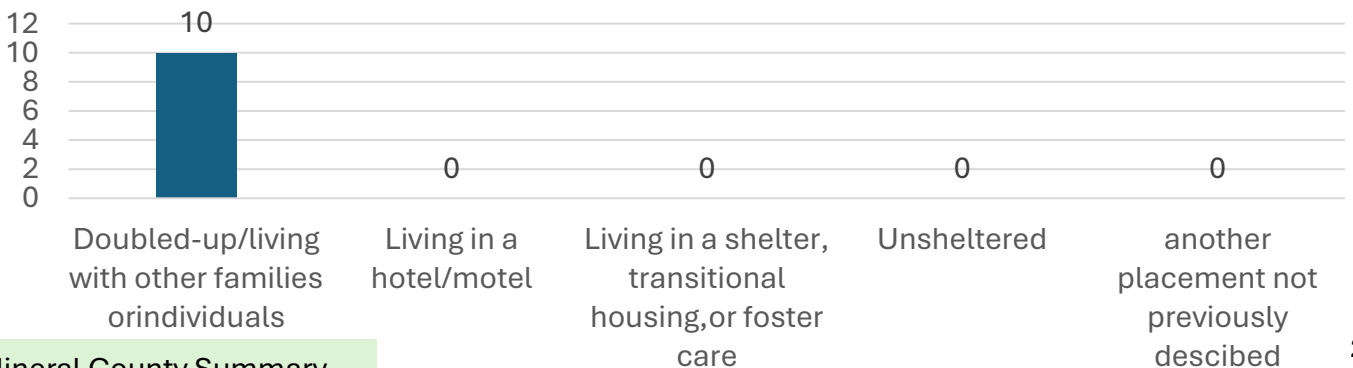


School Aged Youth Homelessness

10-Year School Homelessness



Types of Housing Instability Experienced



Rural Nevada 2024 Point In Time Count Unsheltered & Sheltered

Nye Summary

Total
123



Unsheltered

110



Sheltered

13



Emergency Shelter

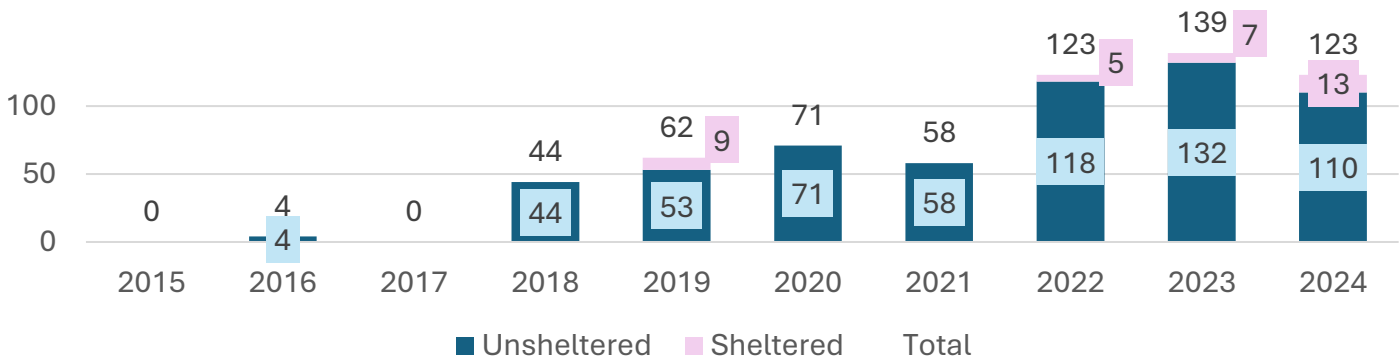
0



Transitional

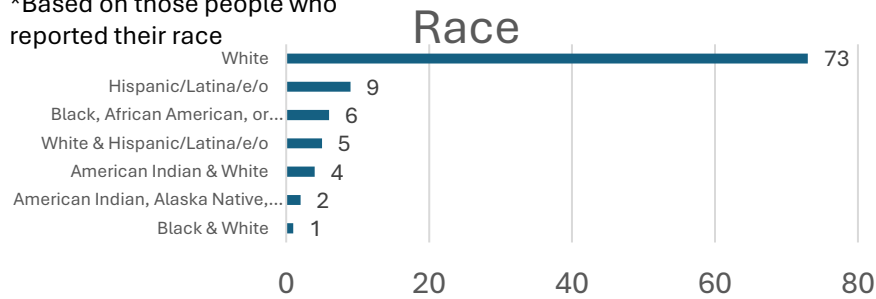
13

10-Year Unsheltered and Sheltered

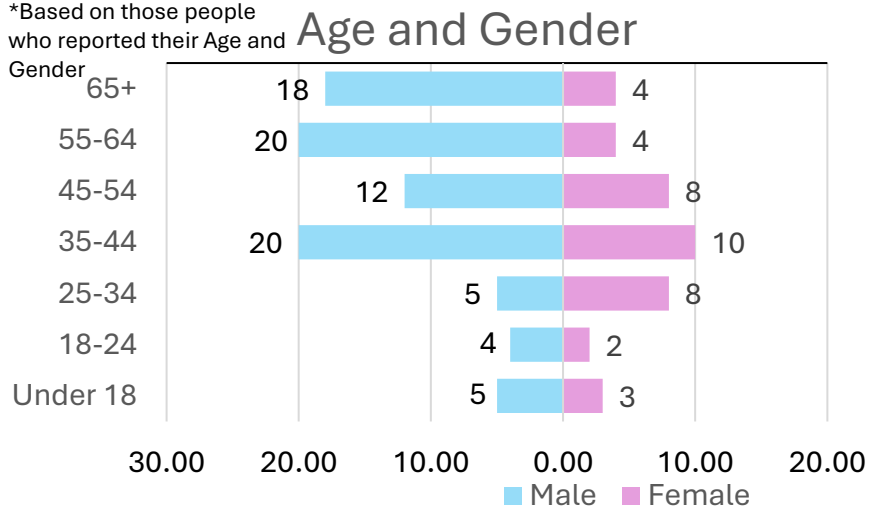


	Veterans	5%	0%
	Unsheltered	Sheltered	
	Chronically Homeless	33%	0%
	Unsheltered	Sheltered	
	Substance Use Issues	25%	0%
	Unsheltered	Sheltered	
	HIV/AIDS	0%	0%
	Unsheltered	Sheltered	
	Fleeing Domestic Violence	12%	100%
	Unsheltered	Sheltered	
	Mental Health Issues	25%	15%
	Unsheltered	Sheltered	

*Based on those people who reported their race



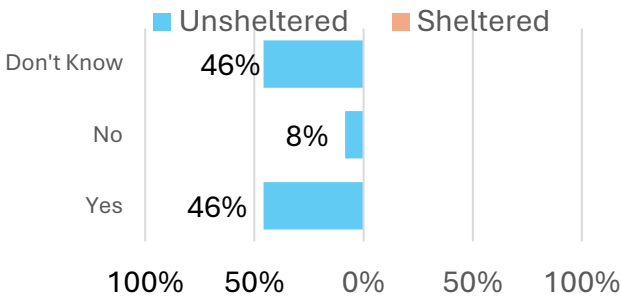
*Based on those people who reported their Age and Gender



Household Makeup

95% Unsheltered	0% Sheltered	Adults Without Kids (AWOK)
0% Unsheltered	100% Sheltered	Families
5% Unsheltered	0% Sheltered	Transition Aged Youth (TAY) (18-24)
0% Unsheltered	0% Sheltered	Unaccompanied Minors (Under 18)

Consistent Income



Disabilities

*Numbers come from the Unsheltered PIT Survey ONLY



Physical Disability
22% Unsheltered



Development/Intellectual Disability
19% Unsheltered



Chronic Health Conditions
26% Unsheltered

Top 4 Unsheltered Sleeping Locations during PIT

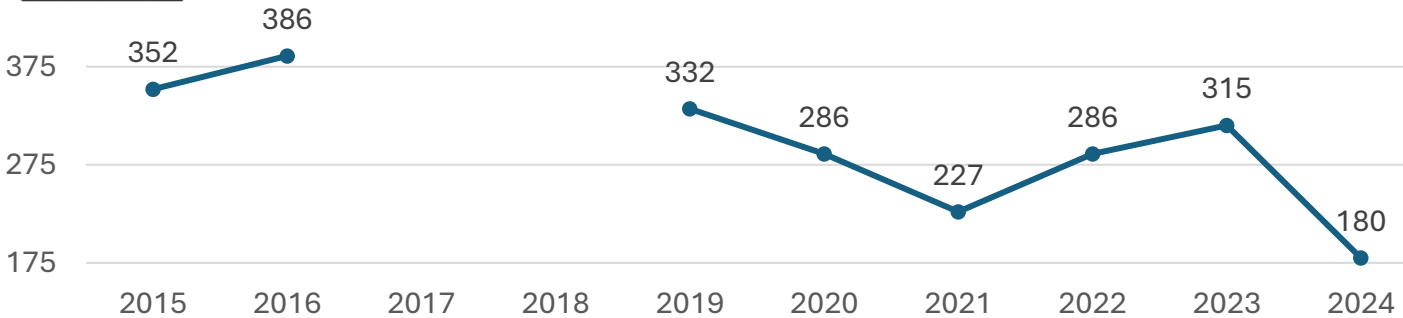
*Numbers come from the Unsheltered PIT Survey ONLY,

37% Vehicle / Boat / RV	23% Outdoor encampment
18% Under bridge/overpass	15% Park

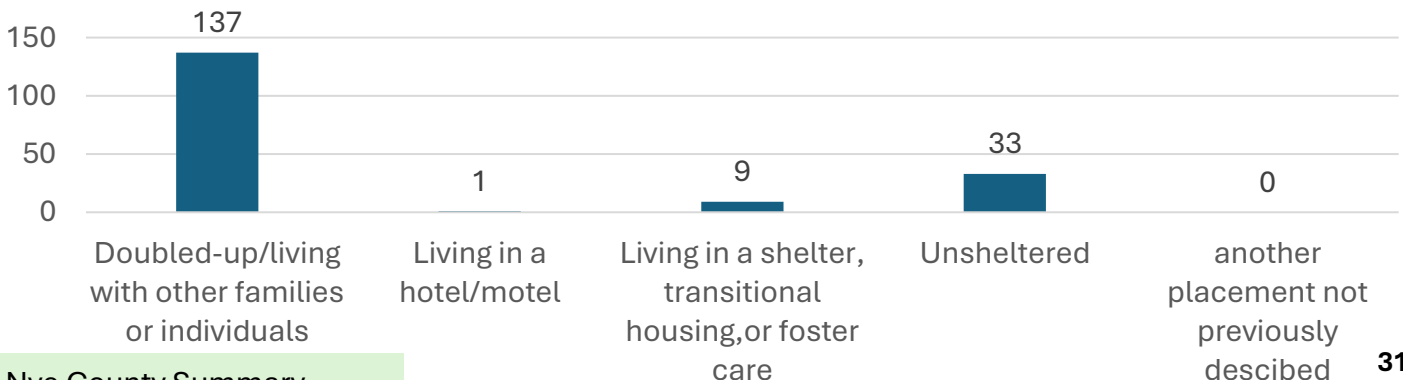


School Aged Youth Homelessness

10-Year School Homelessness

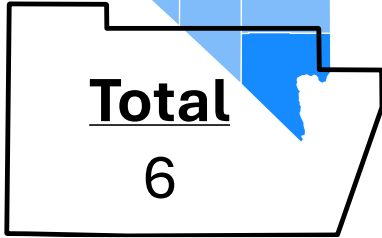
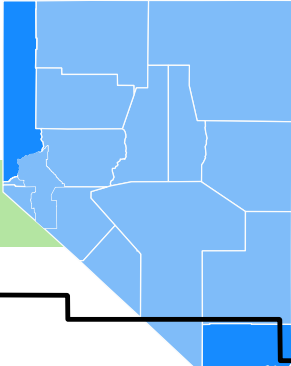


Types of Housing Instability Experienced



Rural Nevada 2024 Point In Time Count Unsheltered & Sheltered

Pershing Summary



Unsheltered

6



Sheltered

N/A

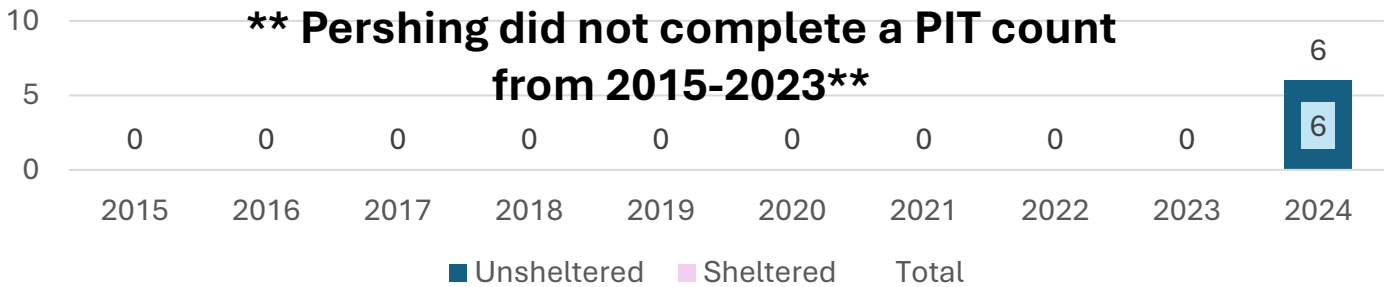
Emergency Shelter
N/A



Transitional
N/A

10-Year Unsheltered and Sheltered

**** Pershing did not complete a PIT count from 2015-2023****



Veterans

0%

N/A

Unsheltered

Sheltered



Chronically Homeless

40%

N/A

Unsheltered

Sheltered



Substance Use Issues

0%

N/A

Unsheltered

Sheltered



HIV/AIDS

0%

N/A

Unsheltered

Sheltered



Fleeing Domestic Violence

0%

N/A

Unsheltered

Sheltered



Mental Health Issues

33%

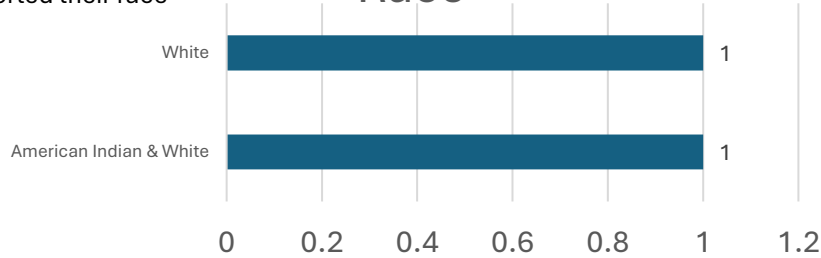
N/A

Unsheltered

Sheltered

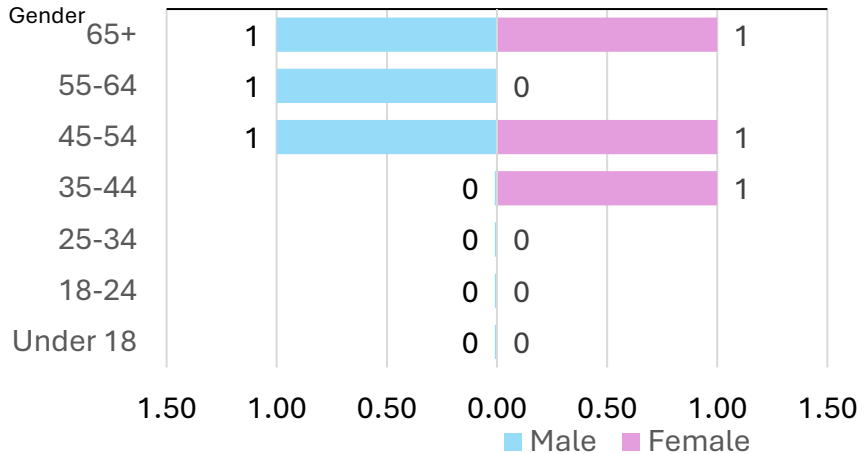
*Based on those people who reported their race

Race



*Based on those people who reported their Age and Gender

Age and Gender



Household Makeup

100% Unsheltered	N/A Sheltered	Adults Without Kids (AWOK)
0% Unsheltered	N/A Sheltered	Families
0% Unsheltered	N/A Sheltered	Transition Aged Youth (TAY) (18-24)
0% Unsheltered	N/A Sheltered	Unaccompanied Minors (Under 18)

Disabilities

*Numbers come from the Unsheltered PIT Survey ONLY



Physical Disability
33% Unsheltered

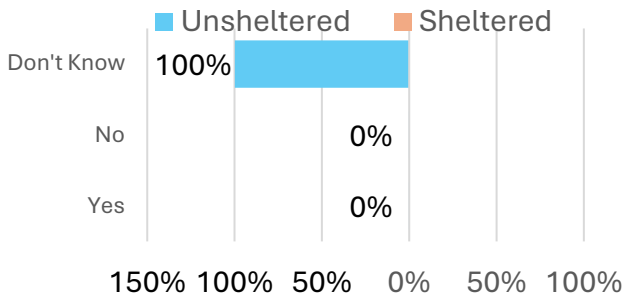


Development/Intellectual Disability
0% Unsheltered



Chronic Health Conditions
17% Unsheltered

Consistent Income



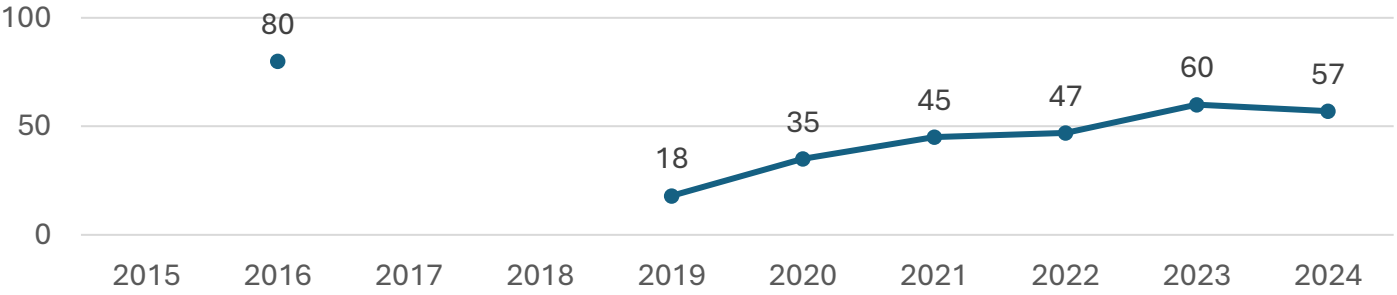
Top 4 Unsheltered Sleeping Locations during PIT

*Numbers come from the Unsheltered PIT Survey ONLY,

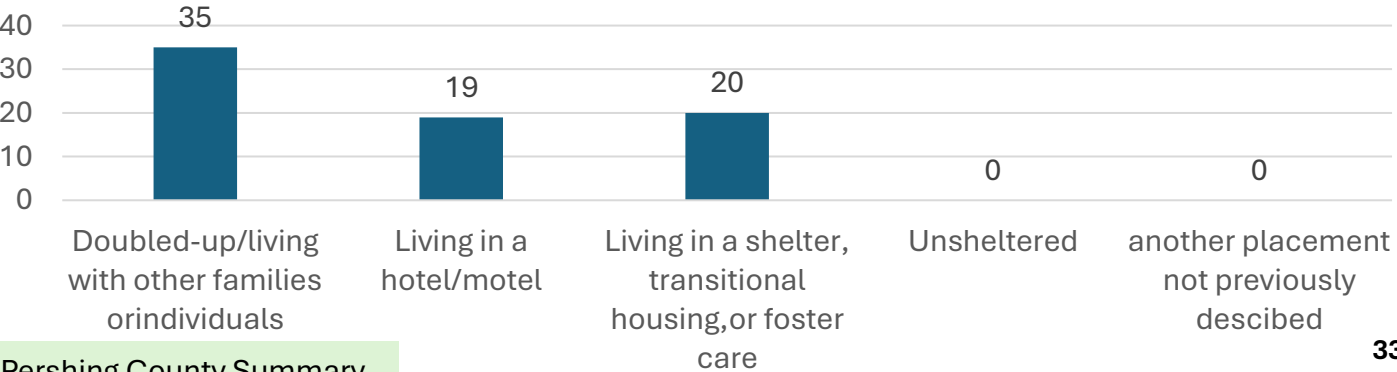
40% Park



School Aged Youth Homelessness 10-Year School Homelessness




Types of Housing Instability Experienced



Rural Nevada 2024 Point In Time Count Unsheltered & Sheltered

White Pine Summary



Unsheltered

0



Sheltered

--



Emergency Shelter

--

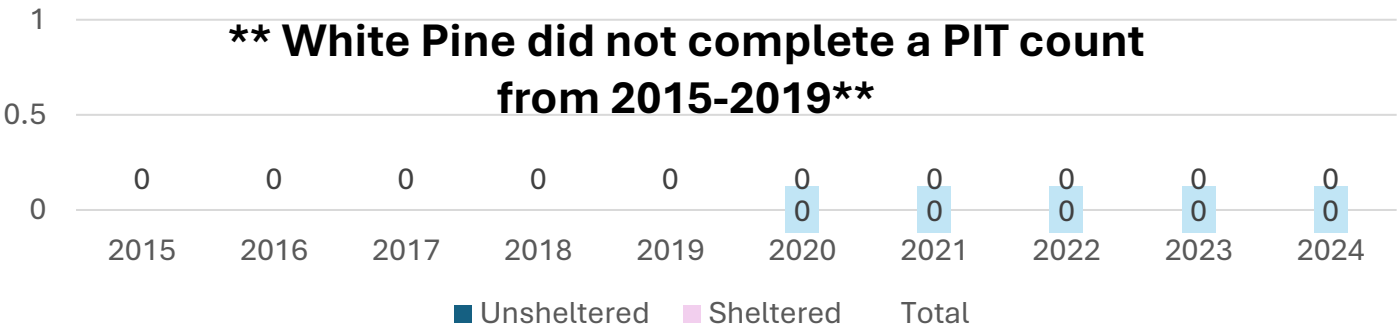


Transitional

--

10-Year Unsheltered and Sheltered

**** White Pine did not complete a PIT count from 2015-2019****



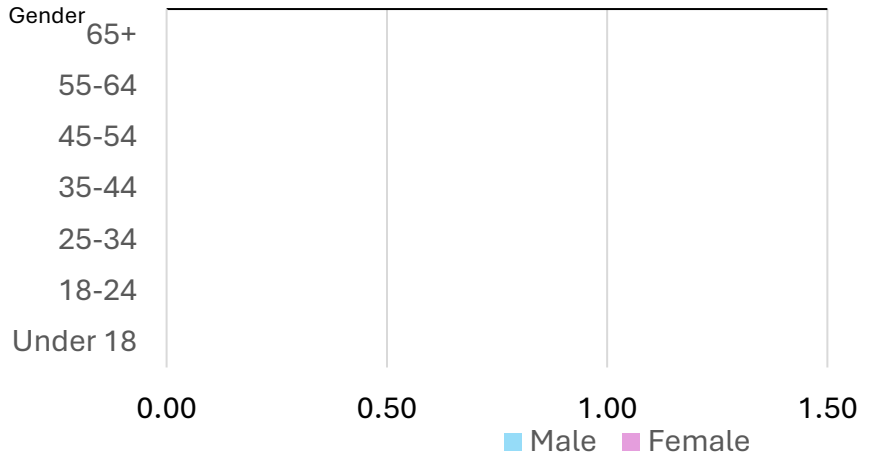
	Veterans	N/A	N/A
		Unsheltered	Sheltered
	Chronically Homeless	N/A	N/A
		Unsheltered	Sheltered
	Substance Use Issues	N/A	N/A
		Unsheltered	Sheltered
	HIV/AIDS	N/A	N/A
		Unsheltered	Sheltered
	Fleeing Domestic Violence	N/A	N/A
		Unsheltered	Sheltered
	Mental Health Issues	N/A	N/A
		Unsheltered	Sheltered

*Based on those people who reported their race

Race

*Based on those people who reported their Age and Gender

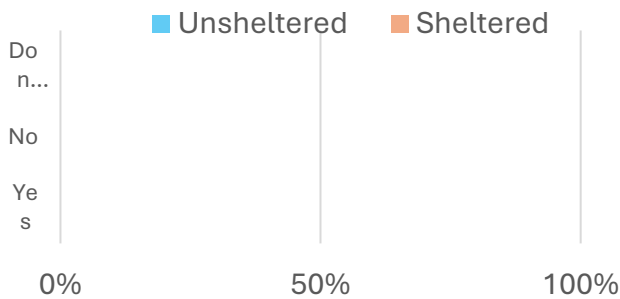
Age and Gender



Household Makeup

N/A Unsheltered	N/A Sheltered	Adults Without Kids (AWOK)
N/A Unsheltered	N/A Sheltered	Families
N/A Unsheltered	N/A Sheltered	Transition Aged Youth (TAY) (18-24)
N/A Unsheltered	N/A Sheltered	Unaccompanied Minors (Under 18)

Consistent Income



Disabilities

*Numbers come from the Unsheltered PIT Survey ONLY



Physical Disability

N/A

Unsheltered



Development/Intellectual Disability

N/A

Unsheltered



Chronic Health Conditions

N/A

Unsheltered

Top 4 Unsheltered Sleeping Locations during PIT

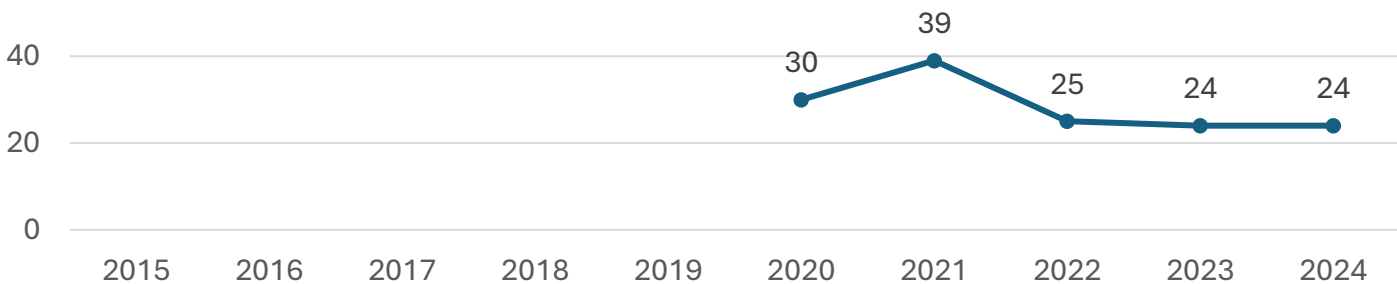
*Numbers come from the Unsheltered PIT Survey ONLY,

N/A

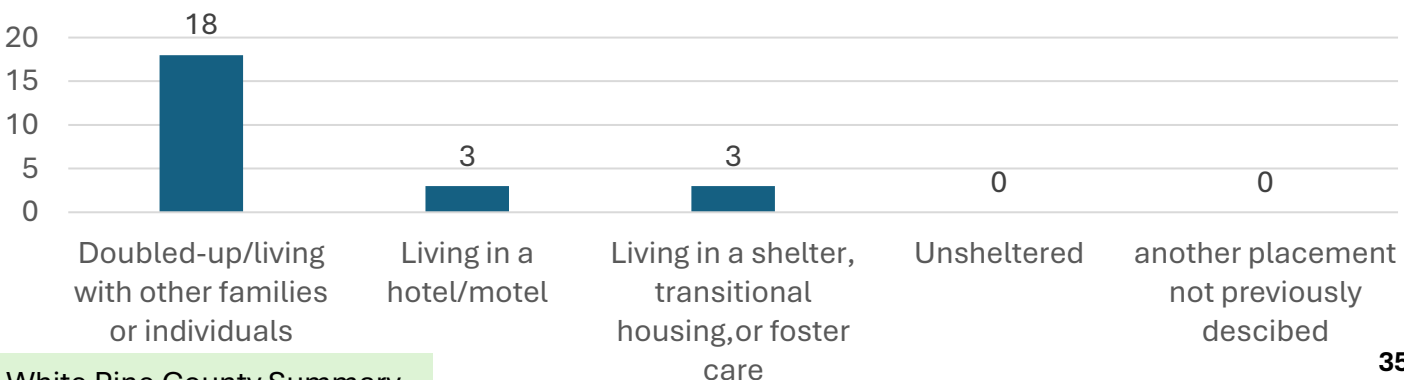


School Aged Youth Homelessness

10-Year School Homelessness

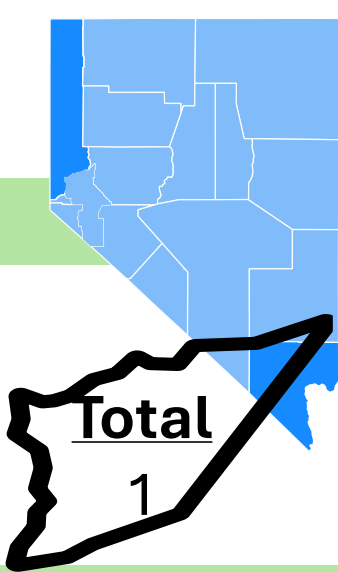


Types of Housing Instability Experienced



Rural Nevada 2024 Point In Time Count Unsheltered & Sheltered

Storey Summary



Unsheltered

1



Sheltered

N/A

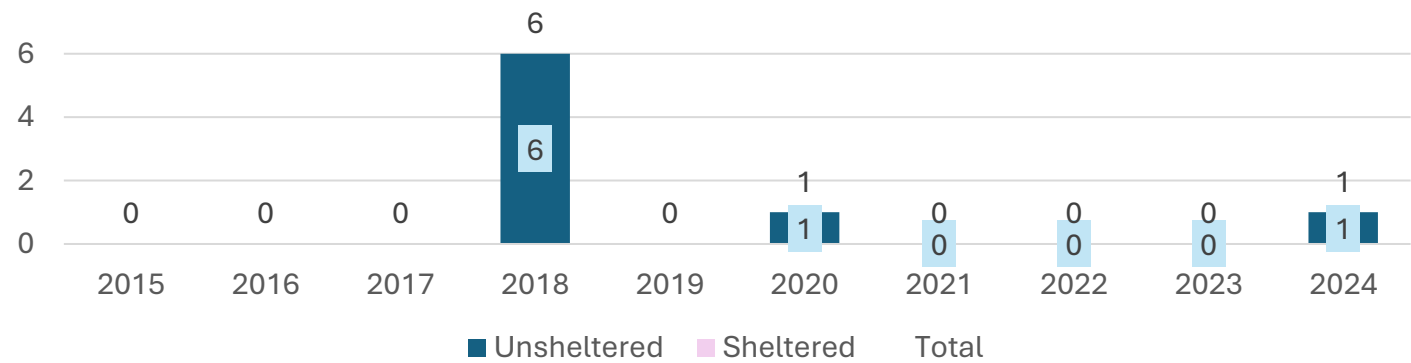


Emergency Shelter
N/A



Transitional
N/A

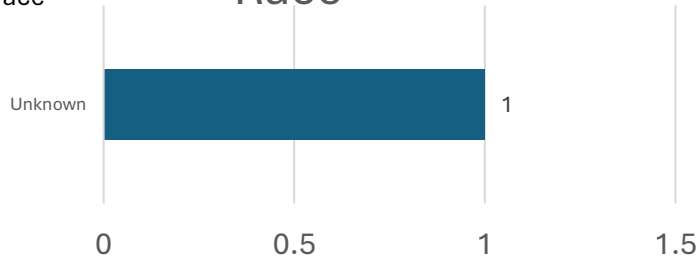
10-Year Unsheltered and Sheltered



	Veterans	N/A	N/A
		Unsheltered	Sheltered
	Chronically Homeless	N/A	N/A
		Unsheltered	Sheltered
	Substance Use Issues	N/A	N/A
		Unsheltered	Sheltered
	HIV/AIDS	N/A	N/A
		Unsheltered	Sheltered
	Fleeing Domestic Violence	N/A	N/A
		Unsheltered	Sheltered
	Mental Health Issues	N/A	N/A
		Unsheltered	Sheltered

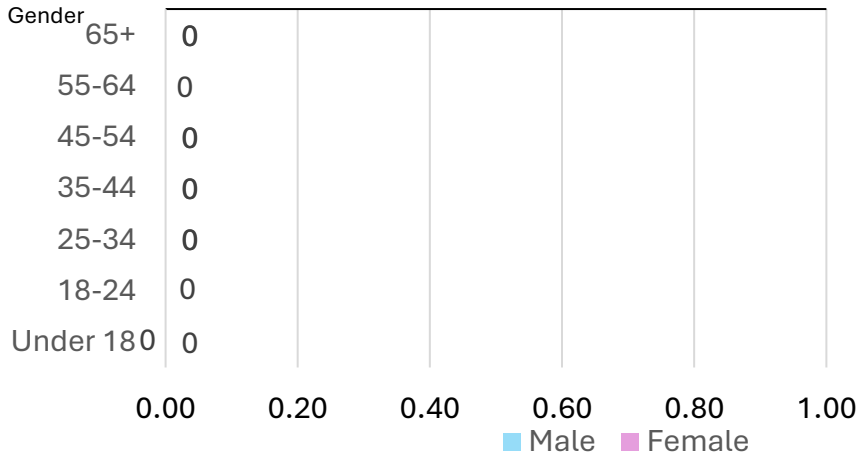
*Based on those people who reported their race

Race



*Based on those people who reported their Age and Gender

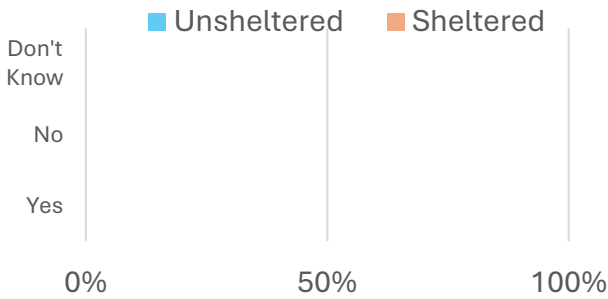
Age and Gender



Household Makeup

N/A Unsheltered	N/A Sheltered	Adults Without Kids (AWOK)
N/A Unsheltered	N/A Sheltered	Families
N/A Unsheltered	N/A Sheltered	Transition Aged Youth (TAY) (18-24)
N/A Unsheltered	N/A Sheltered	Unaccompanied Minors (Under 18)

Consistent Income



Disabilities

*Numbers come from the Unsheltered PIT Survey ONLY



Physical Disability
N/A Unsheltered



Development/Intellectual Disability
N/A Unsheltered



Chronic Health Conditions
N/A Unsheltered

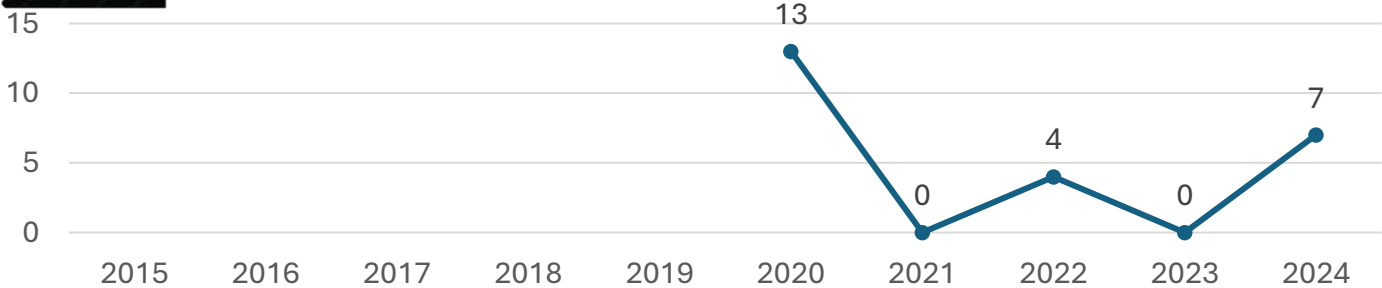
Top 4 Unsheltered Sleeping Locations during PIT

*Numbers come from the Unsheltered PIT Survey ONLY,

100% Vehicle/Car/RV



School Aged Youth Homelessness 10-Year School Homelessness



Types of Housing Instability Experienced

